



City of Imperial Beach - Account

MONTHLY ACCOUNT STATEMENT

JULY 1, 2022 THROUGH JULY 31, 2022

Chandler Team:

For questions about your account, please call (800) 317-4747,
or contact operations@chandlerasset.com

Custodian

US Bank

CHANDLER ASSET MANAGEMENT

chandlerasset.com

Information contained herein is confidential. We urge you to compare this statement to the one you receive from your qualified custodian. Please see Important Disclosures.



PORTFOLIO CHARACTERISTICS

Average Modified Duration	1.68
Average Coupon	1.18%
Average Purchase YTM	1.15%
Average Market YTM	3.04%
Average S&P/Moody Rating	AA/Aa1
Average Final Maturity	1.93 yrs
Average Life	1.73 yrs

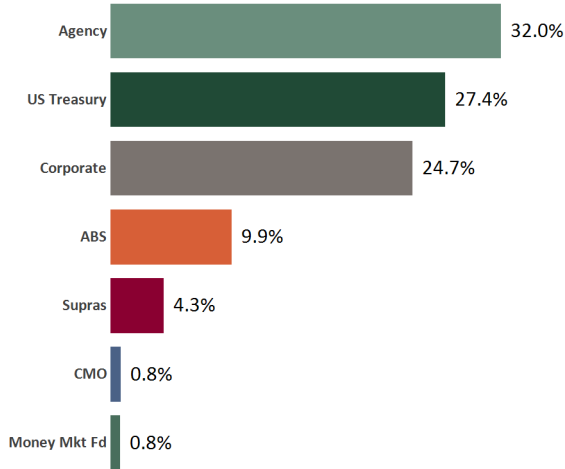
ACCOUNT SUMMARY

	Beg. Values as of 6/30/22	End Values as of 7/31/22
Market Value	11,984,785	12,034,845
Accrued Interest	32,028	33,386
Total Market Value	12,016,813	12,068,231
Income Earned	11,555	11,992
Cont/WD		-1,108
Par	12,404,845	12,414,618
Book Value	12,398,518	12,408,043
Cost Value	12,415,803	12,425,565

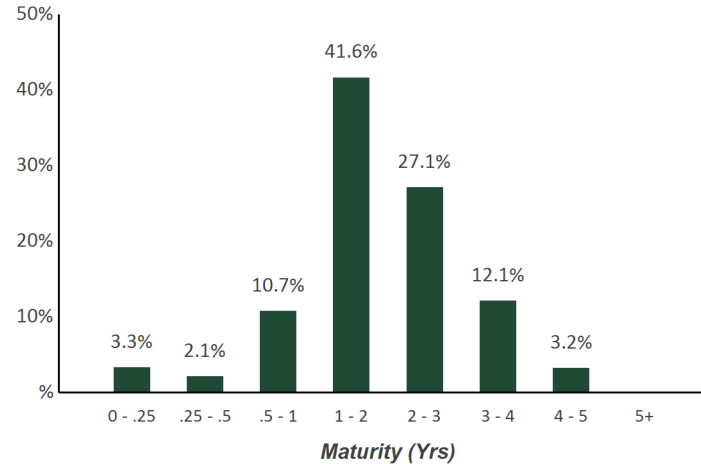
TOP ISSUERS

Government of United States	27.4%
Federal Farm Credit Bank	14.8%
Federal Home Loan Mortgage Corp	10.7%
Federal National Mortgage Assoc	5.2%
Inter-American Dev Bank	2.5%
Federal Home Loan Bank	2.2%
Wal-Mart Stores	2.1%
Apple Inc	2.1%
Total	66.9%

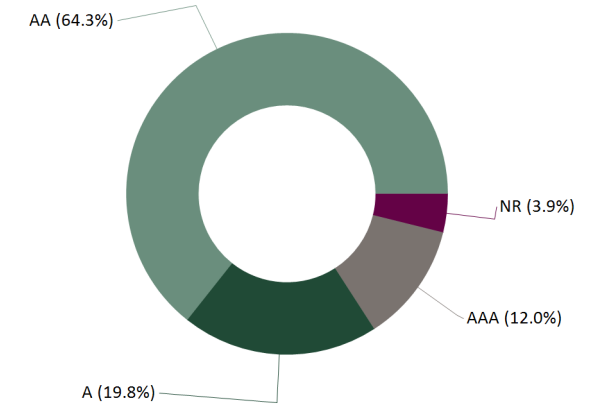
SECTOR ALLOCATION



MATURITY DISTRIBUTION



CREDIT QUALITY (S&P)



PERFORMANCE REVIEW

TOTAL RATE OF RETURN	Annualized									
	1M	3M	YTD	1YR	2YRS	3YRS	5YRS	10YRS	7/31/2013	
City of Imperial Beach	0.43%	0.37%	-2.37%	-2.93%	-1.30%	0.56%	1.10%	N/A	1.05%	
ICE BofA 1-3 Yr US Treasury Index	0.34%	0.31%	-2.51%	-3.13%	-1.51%	0.39%	0.96%	N/A	0.86%	
ICE BofA 1-3 Yr AAA-A US Corp & Govt Index	0.39%	0.34%	-2.53%	-3.14%	-1.44%	0.47%	1.08%	N/A	1.00%	

Statement of Compliance

As of July 31, 2022



City of Imperial Beach

Assets managed by Chandler Asset Management are in full compliance with state law and the City's investment policy.

Category	Standard	Comment
Treasury Issues	No limitation; Full faith and credit of the U.S. are pledged for the payment of principal and interest	Complies
Federal Agencies	20% max callable in federal agency securities; Federal Agencies or U.S. Government-Sponsored Enterprise obligations, participations, or other instruments, including those issued by or fully guaranteed as to principal and interest by federal agencies or U.S. government-sponsored enterprises.	Complies
Municipal Securities	"A" rating category or higher by at least one NRSRO; 30% maximum; 5% max per issuer; Include obligations of the City, State of California, any local agency within the State of California, and registered notes or bonds of any of the other 49 states in addition to California, including bonds payable solely out of the revenues from a revenue-producing property owned, controlled, or operated by a state, or by a department, board, agency, or authority of any of the other 49 states.	Complies
Supranationals	"AA" rating category or higher by a Nationally Recognized Statistical Rating Organization ("NRSRO"); 30% maximum; 10% max per issuer; USD denominated senior unsecured unsubordinated obligations; Issued or unconditionally guaranteed by International Bank for Reconstruction (IBRD), International Finance Corporation (IFC), or Inter-American Development Bank (IADB)	Complies
Banker's Acceptances	"A-1" rated or higher by a NRSRO for short term debt obligations; and "A" rating category or higher for long-term debt obligations; 40% maximum; 5% max per issuer; <180 days maturity	Complies
Commercial Paper	"A-1" rated or higher by a NRSRO for short-term obligations; "A" rating category or higher by a NRSRO for long-term obligations, if any; 25% maximum; 5% max per issuer; 270 days max maturity; Issuer is a corporation organized and operating in the U.S. with assets >\$500 million. No more than 10% of the outstanding commercial paper per issuer.	Complies
Corporate Medium Term Notes	"A" rating category or better by at least one NRSRO; 30% maximum; 5% max per issuer; Issued by corporations organized and operating within the U.S. or by depository institutions licensed by the U.S. or any state and operating in the U.S.	Complies
Negotiable Certificates of Deposit	"A-1" short-term debt rated or higher by a NRSRO or "A" rating category or higher by a NRSRO for long-term obligations; 30% maximum; 5% max per issuer	Complies
FDIC insured Time Deposits/ Certificates of Deposit	Amount per institution limited to the max covered under FDIC or NCUA; 20% maximum (combination of FDIC insured and collateralized TDs/ CDs); 5% max per issuer	Complies
Collateralized Time Deposits/ Certificates of Deposit	20% maximum (combination of FDIC insured and collateralized TDs/ CDs); 5% max per issuer; Non-negotiable Certificates of Deposit in excess of insured amounts which are fully collateralized with securities in accordance with California law.	Complies
Certificate of Deposit Placement Service (CDARS)	No more than 30% of the total portfolio may be invested in a combination of certificates of deposit including CDARS; Maximum maturity of 5 years	Complies
Mortgage Pass-Through Securities, Asset Backed Securities, Collateralized Mortgage Obligations	"AA" rating category or higher by a NRSRO; 20% maximum; 5% max per issuer; From issuers not defined in sections 1 (U.S. Government) and 2 (Federal Agencies) of the Authorized and Suitable Investment section of the policy.	Complies
Repurchase Agreements	1 year maximum maturity	Complies
Mutual Funds and Money Market Mutual Funds	Highest rating or "AAA" rated by two NRSROs; or SEC registered investment adviser with AUM >\$500 million and experience > 5 years; 20% maximum in Money Market Mutual Funds and Mutual Funds; 20% max per one Money Market Mutual Fund; 10% max per one Mutual Fund	Complies
Local Agency Investment Fund	Maximum permitted amount in LAIF	Complies

Prohibited Securities	Securities issued by fossil fuel companies that directly source the majority of their revenues from oil, gas, and/ or coal production; Futures and Options; Inverse floaters; Ranges notes, Interest-only strips from mortgaged backed securities; Zero interest accrual securities; Purchasing or selling securities on margin; Reverse Repurchase Agreements; Securities Lending; Foreign currency denominated securities	<i>Complies</i>
Max Per Issuer	No more than 5% in any single issuer, other than the US Government, its Agencies and enterprises, Supranationals, Money Market Funds and Local Government Investment Pools	<i>Complies</i>
Local Government Investment Pools	No more than 10% per issuer limitation other than LAIF	<i>Complies</i>
Weighted Average Maturity	3 years	<i>Complies</i>
Maximum Maturity	5 years	<i>Complies</i>



BOOK VALUE RECONCILIATION		
BEGINNING BOOK VALUE		\$12,398,518.36
Acquisition		
+ Security Purchases	\$119,988.00	
+ Money Market Fund Purchases	\$21,085.32	
+ Money Market Contributions	\$0.00	
+ Security Contributions	\$0.00	
+ Security Transfers	\$0.00	
Total Acquisitions		\$141,073.32
Dispositions		
- Security Sales	\$0.00	
- Money Market Fund Sales	\$119,988.00	
- MMF Withdrawals	\$1,108.31	
- Security Withdrawals	\$0.00	
- Security Transfers	\$0.00	
- Other Dispositions	\$0.00	
- Maturities	\$0.00	
- Calls	\$0.00	
- Principal Paydowns	\$10,216.29	
Total Dispositions		\$131,312.60
Amortization/Accretion		
+/- Net Accretion	(\$235.78)	
		(\$235.78)
Gain/Loss on Dispositions		
+/- Realized Gain/Loss	\$0.00	
		\$0.00
ENDING BOOK VALUE		\$12,408,043.30

CASH TRANSACTION SUMMARY		
BEGINNING BALANCE		\$194,240.92
Acquisition		
Contributions	\$0.00	
Security Sale Proceeds	\$0.00	
Accrued Interest Received	\$0.00	
Interest Received	\$10,768.30	
Dividend Received	\$100.73	
Principal on Maturities	\$0.00	
Interest on Maturities	\$0.00	
Calls/Redemption (Principal)	\$0.00	
Interest from Calls/Redemption	\$0.00	
Principal Paydown	\$10,216.29	
Total Acquisitions	\$21,085.32	
Dispositions		
Withdrawals	\$1,108.31	
Security Purchase	\$119,988.00	
Accrued Interest Paid	\$0.00	
Total Dispositions	\$121,096.31	
ENDING BOOK VALUE		\$94,229.93



CUSIP	Security Description	Par Value/Units	Purchase Date Book Yield	Cost Value Book Value	Mkt Price Mkt YTM	Market Value Accrued Int.	% of Port. Gain/Loss	Moody/S&P Fitch	Maturity Duration
ABS									
477870AC3	John Deere Owner Trust 2019-B A3 2.21% Due 12/15/2023	7,479.33	07/16/2019 2.23%	7,477.74 7,478.83	99.86 3.01%	7,468.97 7.35	0.06% (9.86)	Aaa / NR AAA	1.38 0.17
43813RAC1	Honda Auto Receivables 2020-1 A3 1.61% Due 4/22/2024	48,354.86	02/19/2020 1.62%	48,345.39 48,350.93	99.28 3.39%	48,005.64 21.63	0.40% (345.29)	Aaa / NR AAA	1.73 0.41
47789KAC7	John Deere Owner Trust 2020-A A3 1.1% Due 8/15/2024	34,553.63	03/04/2020 1.10%	34,551.52 34,552.66	98.98 3.63%	34,199.56 16.89	0.28% (353.10)	Aaa / NR AAA	2.04 0.40
36262XAC8	GM Financial Auto Lease Trust 2021-3 A2 0.39% Due 10/21/2024	85,000.00	08/10/2021 0.39%	84,998.84 84,999.30	96.93 3.53%	82,389.57 10.13	0.68% (2,609.73)	NR / AAA AAA	2.23 0.99
58769KAD6	Mercedes-Benz Auto Lease Trust 2021- B A3 0.4% Due 11/15/2024	60,000.00	06/22/2021 0.40%	59,995.47 59,997.41	97.01 3.54%	58,204.56 10.67	0.48% (1,792.85)	NR / AAA AAA	2.30 0.96
09690AAC7	BMW Vehicle Lease Trust 2021-2 A3 0.33% Due 12/26/2024	40,000.00	09/08/2021 0.34%	39,995.87 39,997.46	97.27 3.53%	38,907.68 2.20	0.32% (1,089.78)	Aaa / NR AAA	2.41 0.86
05601XAC3	BMW Vehicle Lease Trust 2022-1 A3 1.1% Due 3/25/2025	40,000.00	01/11/2022 1.05%	39,994.02 39,995.48	97.10 3.53%	38,840.80 7.33	0.32% (1,154.68)	NR / AAA AAA	2.65 1.20
43813GAC5	Honda Auto Receivables Trust 2021-1 A3 0.27% Due 4/21/2025	60,000.00	02/17/2021 0.27%	59,998.90 59,999.41	97.67 3.75%	58,600.50 4.50	0.49% (1,398.91)	Aaa / NR AAA	2.73 0.67
47788UAC6	John Deere Owner Trust 2021-A A3 0.36% Due 9/15/2025	45,000.00	03/02/2021 0.37%	44,991.35 44,994.70	96.44 3.84%	43,399.85 7.20	0.36% (1,594.85)	Aaa / NR AAA	3.13 1.03
89190GAC1	Toyota Auto Receivables Trust 2021-B A3 0.26% Due 11/17/2025	180,000.00	06/08/2021 0.26%	179,980.61 179,987.53	96.36 3.69%	173,444.76 20.80	1.44% (6,542.77)	NR / AAA AAA	3.30 1.07
43815EAC8	Honda Auto Receivables 2021-3 A3 0.41% Due 11/18/2025	80,000.00	08/17/2021 0.41%	79,998.83 79,999.17	95.93 3.59%	76,745.04 11.84	0.64% (3,254.13)	NR / AAA AAA	3.30 1.29
43815GAC3	Honda Auto Receivables Trust 2021-4 A3 0.88% Due 1/21/2026	40,000.00	11/16/2021 0.89%	39,991.57 39,993.35	95.78 3.60%	38,311.72 9.78	0.32% (1,681.63)	Aaa / NR AAA	3.48 1.57
47789QAC4	John Deere Owner Trust 2021-B A3 0.52% Due 3/16/2026	50,000.00	07/13/2021 0.52%	49,995.54 49,996.80	95.08 3.98%	47,537.55 11.56	0.39% (2,459.25)	Aaa / NR AAA	3.63 1.44
89238JAC9	Toyota Auto Receivables Trust 2021-D A3 0.71% Due 4/15/2026	40,000.00	11/09/2021 0.71%	39,999.15 39,999.34	95.46 3.75%	38,182.88 12.62	0.32% (1,816.46)	NR / AAA AAA	3.71 1.51



CUSIP	Security Description	Par Value/Units	Purchase Date Book Yield	Cost Value Book Value	Mkt Price Mkt YTM	Market Value Accrued Int.	% of Port. Gain/Loss	Moody/S&P Fitch	Maturity Duration
ABS									
44935FAD6	Hyundai Auto Receivables Trust 2021-C A3 0.74% Due 5/15/2026	30,000.00	11/09/2021 0.75%	29,993.30 29,994.79	95.73 3.56%	28,718.19 9.87	0.24% (1,276.60)	NR / AAA AAA	3.79 1.53
05602RAD3	BMW Vehicle Owner Trust 2022-A A3 3.21% Due 8/25/2026	45,000.00	05/10/2022 3.23%	44,997.66 44,997.81	99.73 3.57%	44,880.48 24.08	0.37% (117.33)	Aaa / AAA NR	4.07 0.78
362554AC1	GM Financial Securitized Term 2021-4 A3 0.68% Due 9/16/2026	30,000.00	10/13/2021 0.66%	29,999.24 29,999.41	95.41 3.85%	28,623.75 8.50	0.24% (1,375.66)	Aaa / AAA NR	4.13 1.47
47787JAC2	John Deere Owner Trust 2022-A A3 2.32% Due 9/16/2026	50,000.00	03/10/2022 2.34%	49,988.94 49,990.13	97.60 3.57%	48,798.85 51.56	0.40% (1,191.28)	Aaa / NR AAA	4.13 1.95
448977AD0	Hyundai Auto Receivables Trust 2022-A A3 2.22% Due 10/15/2026	90,000.00	03/09/2022 2.23%	89,996.54 89,996.94	97.27 3.70%	87,545.61 88.80	0.73% (2,451.33)	NR / AAA AAA	4.21 1.87
380146AC4	GM Financial Auto Receivables 2022-1 A3 1.26% Due 11/16/2026	25,000.00	01/11/2022 1.23%	24,997.83 24,998.18	96.37 4.17%	24,093.55 13.13	0.20% (904.63)	NR / AAA AAA	4.30 1.26
362585AC5	GM Financial Securitized ART 2022-2 A3 3.1% Due 2/16/2027	40,000.00	04/05/2022 3.13%	39,991.64 39,992.37	99.27 3.49%	39,708.16 51.67	0.33% (284.21)	Aaa / AAA NR	4.55 1.97
02582JIT8	American Express Credit Trust 2022-2 A 3.39% Due 5/17/2027	110,000.00	05/17/2022 3.42%	109,975.67 109,977.21	100.49 3.23%	110,536.36 165.73	0.92% 559.15	NR / AAA AAA	4.80 2.62
Total ABS		1,230,387.82	1.21%	1,230,255.62 1,230,289.21	3.61%	1,197,144.03 567.84	9.92% (33,145.18)	Aaa / AAA AAA	3.38 1.32

AGENCY									
3133EKHN9	FFCB Note 2.33% Due 10/18/2022	300,000.00	05/03/2019 2.40%	299,301.00 299,956.76	99.95 2.57%	299,835.60 1,999.92	2.50% (121.16)	Aaa / AA+ AAA	0.22 0.21
3133EKUA2	FFCB Note 1.85% Due 2/1/2023	400,000.00	07/23/2019 1.86%	399,900.00 399,985.71	99.50 2.87%	397,990.80 3,700.00	3.33% (1,994.91)	Aaa / AA+ AAA	0.51 0.49
3135G05G4	FNMA Note 0.25% Due 7/10/2023	400,000.00	07/31/2020 0.24%	400,164.00 400,052.52	97.41 3.06%	389,633.20 58.33	3.23% (10,419.32)	Aaa / AA+ AAA	0.94 0.93
3133EL3V4	FFCB Note 0.2% Due 8/14/2023	250,000.00	08/12/2020 0.27%	249,480.00 249,819.84	97.18 2.99%	242,945.00 231.94	2.02% (6,874.84)	Aaa / AA+ AAA	1.04 1.02
3137EAEV7	FHLMC Note 0.25% Due 8/24/2023	250,000.00	08/26/2020 0.30%	249,662.50 249,880.08	97.15 2.99%	242,877.25 272.57	2.01% (7,002.83)	Aaa / AA+ AAA	1.07 1.05



CUSIP	Security Description	Par Value/Units	Purchase Date Book Yield	Cost Value Book Value	Mkt Price Mkt YTM	Market Value Accrued Int.	% of Port. Gain/Loss	Moody/S&P Fitch	Maturity Duration
AGENCY									
3133EJYL7	FFCB Note 2.8% Due 9/5/2023	500,000.00	06/10/2019 2.00%	516,185.00 504,184.87	99.82 2.97%	499,084.00 5,677.78	4.18% (5,100.87)	Aaa / AA+ AAA	1.10 1.06
3137EAEW5	FHLMC Note 0.25% Due 9/8/2023	355,000.00	Various 0.24%	355,096.85 355,036.77	97.07 2.97%	344,588.92 352.53	2.86% (10,447.85)	Aaa / AA+ AAA	1.11 1.08
3133EMBS0	FFCB Note 0.2% Due 10/2/2023	250,000.00	09/28/2020 0.24%	249,702.50 249,883.99	96.87 2.94%	242,183.25 165.28	2.01% (7,700.74)	Aaa / AA+ AAA	1.17 1.15
3137EAEY1	FHLMC Note 0.125% Due 10/16/2023	195,000.00	10/14/2020 0.25%	194,272.65 194,707.07	96.66 2.96%	188,480.96 71.09	1.56% (6,226.11)	Aaa / AA+ AAA	1.21 1.19
3137EAEZ8	FHLMC Note 0.25% Due 11/6/2023	250,000.00	11/03/2020 0.28%	249,775.00 249,905.16	96.70 2.93%	241,742.75 147.57	2.00% (8,162.41)	Aaa / AA+ AAA	1.27 1.24
3137EAF2	FHLMC Note 0.25% Due 12/4/2023	180,000.00	12/02/2020 0.28%	179,821.80 179,920.26	96.47 2.96%	173,640.78 71.25	1.44% (6,279.48)	Aaa / AA+ AAA	1.35 1.32
3130A7PH2	FHLB Note 1.875% Due 3/8/2024	100,000.00	03/03/2020 0.85%	104,035.00 101,611.25	98.29 2.98%	98,286.60 744.79	0.82% (3,324.65)	Aaa / AA+ NR	1.61 1.55
3130AQF40	FHLB Note 1% Due 12/20/2024	175,000.00	12/21/2021 1.03%	174,846.00 174,877.25	95.47 2.98%	167,074.08 199.31	1.39% (7,803.17)	Aaa / AA+ AAA	2.39 2.33
3133ENKS8	FFCB Note 1.125% Due 1/6/2025	90,000.00	01/06/2022 1.20%	89,797.50 89,834.99	95.80 2.93%	86,222.70 70.31	0.72% (3,612.29)	Aaa / AA+ AAA	2.44 2.37
3135G05X7	FNMA Note 0.375% Due 8/25/2025	250,000.00	03/07/2022 1.78%	238,280.00 239,631.60	92.67 2.89%	231,674.50 406.25	1.92% (7,957.10)	Aaa / AA+ AAA	3.07 3.00
Total Agency		3,945,000.00	0.97%	3,950,319.80 3,939,288.12	2.93%	3,846,260.39 14,168.92	31.99% (93,027.73)	Aaa / AA+ AAA	1.20 1.17
CMO									
3137BKRJ1	FHLMC K047 A2 3.329% Due 5/25/2025	100,000.00	05/19/2022 3.05%	100,578.13 100,540.95	100.12 3.22%	100,120.90 277.42	0.83% (420.05)	NR / NR AAA	2.82 2.55
Total CMO		100,000.00	3.05%	100,578.13 100,540.95	3.22%	100,120.90 277.42	0.83% (420.05)	NR / NR AAA	2.82 2.55
CORPORATE									
89236TEL5	Toyota Motor Credit Corp Note 2.7% Due 1/11/2023	250,000.00	05/21/2019 2.68%	250,202.50 250,024.84	99.87 2.99%	249,674.00 375.00	2.07% (350.84)	A1 / A+ A+	0.45 0.44



CUSIP	Security Description	Par Value/Units	Purchase Date Book Yield	Cost Value Book Value	Mkt Price Mkt YTM	Market Value Accrued Int.	% of Port. Gain/Loss	Moody/S&P Fitch	Maturity Duration
CORPORATE									
037833AK6	Apple Inc Note 2.4% Due 5/3/2023	250,000.00	05/03/2019 2.74%	246,837.50 249,403.10	99.57 2.98%	248,927.00 1,466.67	2.07% (476.10)	Aaa / AA+ NR	0.76 0.74
931142EK5	Wal-Mart Stores Callable Note Cont 5/26/2023 3.4% Due 6/26/2023	250,000.00	05/03/2019 2.71%	256,587.50 251,326.40	100.25 3.08%	250,621.50 826.39	2.08% (704.90)	Aa2 / AA AA	0.90 0.80
24422EVN6	John Deere Capital Corp Note 0.45% Due 1/17/2024	170,000.00	03/01/2021 0.47%	169,879.30 169,938.56	96.40 2.98%	163,883.23 29.75	1.36% (6,055.33)	A2 / A A	1.47 1.44
69371RR24	Paccar Financial Corp Note 0.35% Due 2/2/2024	100,000.00	01/28/2021 0.39%	99,884.00 99,941.74	95.65 3.34%	95,649.00 174.03	0.79% (4,292.74)	A1 / A+ NR	1.51 1.47
808513BN4	Charles Schwab Corp Callable Note Cont 2/18/2024 0.75% Due 3/18/2024	150,000.00	Various 0.64%	150,413.00 150,261.19	96.29 3.10%	144,433.80 415.63	1.20% (5,827.39)	A2 / A A	1.63 1.59
023135BW5	Amazon.com Inc Note 0.45% Due 5/12/2024	100,000.00	05/10/2021 0.50%	99,854.00 99,913.41	95.80 2.89%	95,795.00 98.75	0.79% (4,118.41)	A1 / AA AA-	1.78 1.75
91324PEB4	United Health Group Inc Callable Note Cont 5/15/2022 0.55% Due 5/15/2024	50,000.00	11/08/2021 0.78%	49,713.00 49,795.63	95.54 3.13%	47,771.35 58.06	0.40% (2,024.28)	A3 / A+ A	1.79 1.75
14913R2L0	Caterpillar Financial Service Note 0.45% Due 5/17/2024	155,000.00	05/10/2021 0.50%	154,792.30 154,875.87	95.49 3.05%	148,015.39 143.38	1.23% (6,860.48)	A2 / A A	1.80 1.76
89114QCA4	Toronto Dominion Bank Note 2.65% Due 6/12/2024	125,000.00	08/25/2021 0.61%	132,032.50 129,695.23	98.43 3.52%	123,041.75 450.87	1.02% (6,653.48)	A1 / A AA-	1.87 1.79
06051GJY6	Bank of America Corp Callable Note Cont 6/14/2023 0.523% Due 6/14/2024	120,000.00	06/07/2021 0.52%	120,008.00 120,003.47	97.00 2.94%	116,404.20 81.94	0.97% (3,599.27)	A2 / A- AA-	1.87 1.83
06367TQW3	Bank of Montreal Note 0.625% Due 7/9/2024	150,000.00	09/10/2021 0.65%	149,878.50 149,916.40	94.69 3.48%	142,029.90 57.29	1.18% (7,886.50)	A2 / A- AA-	1.94 1.90
79466LAG9	Salesforce.com Inc Callable Note Cont 7/15/2022 0.625% Due 7/15/2024	25,000.00	06/29/2021 0.64%	24,987.25 24,991.72	95.58 2.97%	23,895.35 6.94	0.20% (1,096.37)	A2 / A+ NR	1.96 1.92
91159HHX1	US Bancorp Callable Note Cont 6/28/2024 2.4% Due 7/30/2024	150,000.00	11/09/2021 0.80%	156,232.50 154,529.77	98.41 3.23%	147,613.05 10.00	1.22% (6,916.72)	A2 / A+ A+	2.00 1.93
78015K7C2	Royal Bank of Canada Note 2.25% Due 11/1/2024	150,000.00	08/19/2021 0.77%	156,999.00 154,940.12	97.49 3.42%	146,233.20 843.75	1.22% (8,706.92)	A1 / A AA-	2.26 2.16



CUSIP	Security Description	Par Value/Units	Purchase Date Book Yield	Cost Value Book Value	Mkt Price Mkt YTM	Market Value Accrued Int.	% of Port. Gain/Loss	Moody/S&P Fitch	Maturity Duration
CORPORATE									
63743HFC1	National Rural Utilities Note 1.875% Due 2/7/2025	125,000.00	03/18/2022 2.76%	121,962.50 122,343.27	96.69 3.25%	120,866.38 1,132.81	1.01% (1,476.89)	A2 / A- A	2.53 2.41
46647PBY1	JP Morgan Chase & Co Callable Note Cont 2/16/2024 0.563% Due 2/16/2025	85,000.00	02/09/2021 0.56%	85,000.00 85,000.00	94.71 3.29%	80,502.99 219.34	0.67% (4,497.01)	A2 / A- AA-	2.55 2.48
69371RR73	Paccar Financial Corp Note 2.85% Due 4/7/2025	70,000.00	03/31/2022 2.86%	69,981.80 69,983.73	98.86 3.30%	69,199.55 631.75	0.58% (784.18)	A1 / A+ NR	2.69 2.54
87612EBL9	Target Corp Callable Note Cont 4/15/25 2.25% Due 4/15/2025	150,000.00	02/17/2022 2.08%	150,739.50 150,633.57	97.87 3.08%	146,806.65 993.75	1.22% (3,826.92)	A2 / A A	2.71 2.58
06406RBC0	Bank of NY Mellon Corp Callable Note Cont 3/25/2025 3.35% Due 4/25/2025	110,000.00	04/19/2022 3.35%	109,984.60 109,985.96	99.74 3.45%	109,713.78 972.43	0.92% (272.18)	A1 / A AA-	2.74 2.50
46647PCH7	JP Morgan Chase & Co Callable Note Cont 6/1/2024 0.824% Due 6/1/2025	130,000.00	05/24/2021 0.78%	130,170.10 130,103.98	94.03 3.48%	122,241.48 178.53	1.01% (7,862.50)	A2 / A- AA-	2.84 2.75
438516CB0	Honeywell Intl Callable Note Cont 5/1/2025 1.35% Due 6/1/2025	150,000.00	03/09/2022 2.31%	145,542.00 146,083.17	95.48 3.02%	143,226.60 337.50	1.19% (2,856.57)	A2 / A A	2.84 2.74
857477BR3	State Street Bank Callable Note Cont 2/6/2025 1.746% Due 2/6/2026	40,000.00	02/02/2022 1.75%	40,000.00 40,000.00	95.35 3.59%	38,140.12 337.56	0.32% (1,859.88)	A1 / A AA-	3.52 3.33
Total Corporate		3,055,000.00	1.53%	3,071,681.35 3,063,691.13	3.17%	2,974,685.27 9,842.12	24.73% (89,005.86)	A1 / A+ A+	1.80 1.73
MONEY MARKET FUND									
31846V203	First American Govt Obligation Fund Class Y	94,229.93	Various 1.39%	94,229.93 94,229.93	1.00 1.39%	94,229.93 0.00	0.78% 0.00	Aaa / AAA AAA	0.00 0.00
Total Money Market Fund		94,229.93	1.39%	94,229.93 94,229.93	1.39%	94,229.93 0.00	0.78% 0.00	Aaa / AAA AAA	0.00 0.00
SUPRANATIONAL									
459058JM6	Intl. Bank Recon & Development Note 0.25% Due 11/24/2023	125,000.00	11/17/2020 0.32%	124,731.25 124,882.19	96.57 2.93%	120,714.38 58.16	1.00% (4,167.81)	Aaa / AAA AAA	1.32 1.29



CUSIP	Security Description	Par Value/Units	Purchase Date Book Yield	Cost Value Book Value	Mkt Price Mkt YTM	Market Value Accrued Int.	% of Port. Gain/Loss	Moody/S&P Fitch	Maturity Duration
SUPRANATIONAL									
4581X0EE4	Inter-American Dev Bank Note 3.25% Due 7/1/2024	120,000.00	06/22/2022 3.26%	119,988.00 119,988.51	100.24 3.12%	120,283.32 325.00	1.00% 294.81	Aaa / AAA AAA	1.92 1.84
4581X0DZ8	Inter-American Dev Bank Note 0.5% Due 9/23/2024	195,000.00	09/15/2021 0.52%	194,855.70 194,896.78	94.84 3.00%	184,930.20 346.67	1.54% (9,966.58)	Aaa / AAA NR	2.15 2.10
45950KCR9	International Finance Corp Note 1.375% Due 10/16/2024	100,000.00	07/29/2021 0.46%	102,898.00 101,997.17	96.91 2.83%	96,912.00 401.04	0.81% (5,085.17)	Aaa / AAA NR	2.21 2.14
Total Supranational		540,000.00	1.07%	542,472.95 541,764.65	2.98%	522,839.90 1,130.87	4.34% (18,924.75)	Aaa / AAA AAA	1.92 1.86
US TREASURY									
91282CBA8	US Treasury Note 0.125% Due 12/15/2023	250,000.00	01/11/2021 0.22%	249,326.17 249,683.61	96.21 2.96%	240,517.50 40.13	1.99% (9,166.11)	Aaa / AA+ AAA	1.38 1.35
91282CBV2	US Treasury Note 0.375% Due 4/15/2024	250,000.00	04/28/2021 0.36%	250,146.48 250,084.34	95.74 2.95%	239,355.50 276.64	1.99% (10,728.84)	Aaa / AA+ AAA	1.71 1.68
91282CCC3	US Treasury Note 0.25% Due 5/15/2024	250,000.00	05/12/2021 0.36%	249,218.75 249,533.68	95.36 2.93%	238,388.75 132.47	1.98% (11,144.93)	Aaa / AA+ AAA	1.79 1.76
91282CCG4	US Treasury Note 0.25% Due 6/15/2024	250,000.00	06/10/2021 0.33%	249,423.83 249,640.42	95.16 2.92%	237,900.50 80.26	1.97% (11,739.92)	Aaa / AA+ AAA	1.88 1.84
91282CCL3	US Treasury Note 0.375% Due 7/15/2024	250,000.00	08/05/2021 0.37%	250,068.36 250,045.45	95.23 2.90%	238,086.00 43.31	1.97% (11,959.45)	Aaa / AA+ AAA	1.96 1.92
91282CDB4	US Treasury Note 0.625% Due 10/15/2024	250,000.00	10/14/2021 0.63%	249,980.47 249,985.64	95.21 2.88%	238,017.50 461.07	1.98% (11,968.14)	Aaa / AA+ AAA	2.21 2.16
912828Z52	US Treasury Note 1.375% Due 1/31/2025	200,000.00	02/16/2021 0.37%	207,843.75 204,964.81	96.40 2.88%	192,796.80 7.47	1.60% (12,168.01)	Aaa / AA+ AAA	2.51 2.43
912828ZC7	US Treasury Note 1.125% Due 2/28/2025	250,000.00	02/09/2022 1.59%	246,533.20 247,068.47	95.71 2.86%	239,287.00 1,176.97	1.99% (7,781.47)	Aaa / AA+ AAA	2.58 2.51
912828ZF0	US Treasury Note 0.5% Due 3/31/2025	250,000.00	03/17/2021 0.63%	248,671.88 249,123.30	93.97 2.86%	234,931.75 420.08	1.95% (14,191.55)	Aaa / AA+ AAA	2.67 2.61
912828ZL7	US Treasury Note 0.375% Due 4/30/2025	250,000.00	03/30/2021 0.66%	247,138.67 248,075.18	93.46 2.86%	233,662.00 236.92	1.94% (14,413.18)	Aaa / AA+ AAA	2.75 2.70
912828ZT0	US Treasury Note 0.25% Due 5/31/2025	250,000.00	10/14/2021 0.78%	245,244.14 246,285.83	92.96 2.86%	232,392.50 105.87	1.93% (13,893.33)	Aaa / AA+ AAA	2.84 2.78

Holdings Report

As of July 31, 2022



CUSIP	Security Description	Par Value/Units	Purchase Date Book Yield	Cost Value Book Value	Mkt Price Mkt YTM	Market Value Accrued Int.	% of Port. Gain/Loss	Moody/S&P Fitch	Maturity Duration
US TREASURY									
91282CAB7	US Treasury Note 0.25% Due 7/31/2025	250,000.00	12/02/2021 1.06%	242,753.91 244,061.03	92.59 2.84%	231,484.50 1.70	1.92% (12,576.53)	Aaa / AA+ AAA	3.00 2.95
9128285C0	US Treasury Note 3% Due 9/30/2025	250,000.00	05/05/2022 2.99%	250,097.66 250,090.82	100.55 2.81%	251,386.75 2,520.49	2.10% 1,295.93	Aaa / AA+ AAA	3.17 2.97
9128285J5	US Treasury Note 3% Due 10/31/2025	250,000.00	06/09/2022 3.05%	249,580.08 249,596.73	100.54 2.82%	251,357.50 1,895.38	2.10% 1,760.77	Aaa / AA+ AAA	3.25 3.06
Total US Treasury		3,450,000.00	0.96%	3,436,027.35 3,438,239.31	2.88%	3,299,564.55 7,398.76	27.40% (138,674.76)	Aaa / AA+ AAA	2.41 2.34
TOTAL PORTFOLIO		12,414,617.75	1.15%	12,425,565.13 12,408,043.30	3.04%	12,034,844.97 33,385.93	100.00% (373,198.33)	Aa1 / AA AAA	1.93 1.68
TOTAL MARKET VALUE PLUS ACCRUED						12,068,230.90			



Transaction Type	Settlement Date	CUSIP	Quantity	Security Description	Price	Acq/Disp Yield	Amount	Interest Pur/Sold	Total Amount	Gain/Loss
ACQUISITIONS										
Purchase	07/01/2022	31846V203	100.73	First American Govt Obligation Fund Class Y	1.000	0.97%	100.73	0.00	100.73	0.00
Purchase	07/01/2022	4581X0EE4	120,000.00	Inter-American Dev Bank Note 3.25% Due 7/1/2024	99.990	3.26%	119,988.00	0.00	119,988.00	0.00
Purchase	07/06/2022	31846V203	492.19	First American Govt Obligation Fund Class Y	1.000	0.97%	492.19	0.00	492.19	0.00
Purchase	07/09/2022	31846V203	468.75	First American Govt Obligation Fund Class Y	1.000	0.97%	468.75	0.00	468.75	0.00
Purchase	07/10/2022	31846V203	500.00	First American Govt Obligation Fund Class Y	1.000	0.97%	500.00	0.00	500.00	0.00
Purchase	07/11/2022	31846V203	3,375.00	First American Govt Obligation Fund Class Y	1.000	0.97%	3,375.00	0.00	3,375.00	0.00
Purchase	07/15/2022	31846V203	546.88	First American Govt Obligation Fund Class Y	1.000	0.97%	546.88	0.00	546.88	0.00
Purchase	07/15/2022	31846V203	310.75	First American Govt Obligation Fund Class Y	1.000	0.97%	310.75	0.00	310.75	0.00
Purchase	07/15/2022	31846V203	166.50	First American Govt Obligation Fund Class Y	1.000	0.97%	166.50	0.00	166.50	0.00
Purchase	07/15/2022	31846V203	18.50	First American Govt Obligation Fund Class Y	1.000	0.97%	18.50	0.00	18.50	0.00
Purchase	07/15/2022	31846V203	96.67	First American Govt Obligation Fund Class Y	1.000	0.97%	96.67	0.00	96.67	0.00
Purchase	07/15/2022	31846V203	13.50	First American Govt Obligation Fund Class Y	1.000	0.97%	13.50	0.00	13.50	0.00
Purchase	07/15/2022	31846V203	21.67	First American Govt Obligation Fund Class Y	1.000	0.97%	21.67	0.00	21.67	0.00
Purchase	07/15/2022	31846V203	20.00	First American Govt Obligation Fund Class Y	1.000	0.97%	20.00	0.00	20.00	0.00
Purchase	07/15/2022	31846V203	39.00	First American Govt Obligation Fund Class Y	1.000	0.97%	39.00	0.00	39.00	0.00
Purchase	07/15/2022	31846V203	23.67	First American Govt Obligation Fund Class Y	1.000	0.97%	23.67	0.00	23.67	0.00



Transaction Type	Settlement Date	CUSIP	Quantity	Security Description	Price	Acq/Disp Yield	Amount	Interest Pur/Sold	Total Amount	Gain/Loss
ACQUISITIONS										
Purchase	07/15/2022	31846V203	1,554.52	First American Govt Obligation Fund Class Y	1.000	0.97%	1,554.52	0.00	1,554.52	0.00
Purchase	07/15/2022	31846V203	3,303.40	First American Govt Obligation Fund Class Y	1.000	0.97%	3,303.40	0.00	3,303.40	0.00
Purchase	07/17/2022	31846V203	382.50	First American Govt Obligation Fund Class Y	1.000	0.97%	382.50	0.00	382.50	0.00
Purchase	07/18/2022	31846V203	17.00	First American Govt Obligation Fund Class Y	1.000	0.97%	17.00	0.00	17.00	0.00
Purchase	07/18/2022	31846V203	103.33	First American Govt Obligation Fund Class Y	1.000	0.97%	103.33	0.00	103.33	0.00
Purchase	07/18/2022	31846V203	26.25	First American Govt Obligation Fund Class Y	1.000	0.97%	26.25	0.00	26.25	0.00
Purchase	07/18/2022	31846V203	27.33	First American Govt Obligation Fund Class Y	1.000	0.97%	27.33	0.00	27.33	0.00
Purchase	07/20/2022	31846V203	27.63	First American Govt Obligation Fund Class Y	1.000	0.97%	27.63	0.00	27.63	0.00
Purchase	07/21/2022	31846V203	13.50	First American Govt Obligation Fund Class Y	1.000	0.97%	13.50	0.00	13.50	0.00
Purchase	07/21/2022	31846V203	29.33	First American Govt Obligation Fund Class Y	1.000	0.97%	29.33	0.00	29.33	0.00
Purchase	07/21/2022	31846V203	5,481.78	First American Govt Obligation Fund Class Y	1.000	0.97%	5,481.78	0.00	5,481.78	0.00
Purchase	07/25/2022	31846V203	277.42	First American Govt Obligation Fund Class Y	1.000	0.97%	277.42	0.00	277.42	0.00
Purchase	07/25/2022	31846V203	11.00	First American Govt Obligation Fund Class Y	1.000	0.97%	11.00	0.00	11.00	0.00
Purchase	07/25/2022	31846V203	112.35	First American Govt Obligation Fund Class Y	1.000	0.97%	112.35	0.00	112.35	0.00
Purchase	07/25/2022	31846V203	36.67	First American Govt Obligation Fund Class Y	1.000	0.97%	36.67	0.00	36.67	0.00



Transaction Type	Settlement Date	CUSIP	Quantity	Security Description	Price	Acq/Disp Yield	Amount	Interest Pur/Sold	Total Amount	Gain/Loss
ACQUISITIONS										
Purchase	07/30/2022	31846V203	1,800.00	First American Govt Obligation Fund Class Y	1.000	1.39%	1,800.00	0.00	1,800.00	0.00
Purchase	07/31/2022	31846V203	1,687.50	First American Govt Obligation Fund Class Y	1.000	1.39%	1,687.50	0.00	1,687.50	0.00
Subtotal			141,085.32				141,073.32	0.00	141,073.32	0.00
TOTAL ACQUISITIONS			141,085.32				141,073.32	0.00	141,073.32	0.00
DISPOSITIONS										
Sale	07/01/2022	31846V203	119,988.00	First American Govt Obligation Fund Class Y	1.000	0.97%	119,988.00	0.00	119,988.00	0.00
Subtotal			119,988.00				119,988.00	0.00	119,988.00	0.00
Paydown	07/15/2022	02582JIT8	0.00	American Express Credit Trust 2022-2 A 3.39% Due 5/17/2027	100.000		0.00	310.75	310.75	0.00
Paydown	07/15/2022	448977AD0	0.00	Hyundai Auto Receivables Trust 2022-A A3 2.22% Due 10/15/2026	100.000		0.00	166.50	166.50	0.00
Paydown	07/15/2022	44935FAD6	0.00	Hyundai Auto Receivables Trust 2021-C A3 0.74% Due 5/15/2026	100.000		0.00	18.50	18.50	0.00
Paydown	07/15/2022	477870AC3	1,537.91	John Deere Owner Trust 2019-B A3 2.21% Due 12/15/2023	100.000		1,537.91	16.61	1,554.52	0.00
Paydown	07/15/2022	47787JAC2	0.00	John Deere Owner Trust 2022-A A3 2.32% Due 9/16/2026	100.000		0.00	96.67	96.67	0.00
Paydown	07/15/2022	47788UAC6	0.00	John Deere Owner Trust 2021-A A3 0.36% Due 9/15/2025	100.000		0.00	13.50	13.50	0.00
Paydown	07/15/2022	47789KAC7	3,268.73	John Deere Owner Trust 2020-A A3 1.1% Due 8/15/2024	100.000		3,268.73	34.67	3,303.40	0.00
Paydown	07/15/2022	47789QAC4	0.00	John Deere Owner Trust 2021-B A3 0.52% Due 3/16/2026	100.000		0.00	21.67	21.67	0.00



Transaction Type	Settlement Date	CUSIP	Quantity	Security Description	Price	Acq/Disp Yield	Amount	Interest Pur/Sold	Total Amount	Gain/Loss
DISPOSITIONS										
Paydown	07/15/2022	58769KAD6	0.00	Mercedes-Benz Auto Lease Trust 2021-B A3 0.4% Due 11/15/2024	100.000		0.00	20.00	20.00	0.00
Paydown	07/15/2022	89190GAC1	0.00	Toyota Auto Receivables Trust 2021-B A3 0.26% Due 11/17/2025	100.000		0.00	39.00	39.00	0.00
Paydown	07/15/2022	89238JAC9	0.00	Toyota Auto Receivables Trust 2021-D A3 0.71% Due 4/15/2026	100.000		0.00	23.67	23.67	0.00
Paydown	07/18/2022	362554AC1	0.00	GM Financial Securitized Term 2021-4 A3 0.68% Due 9/16/2026	100.000		0.00	17.00	17.00	0.00
Paydown	07/18/2022	362585AC5	0.00	GM Financial Securitized ART 2022-2 A3 3.1% Due 2/16/2027	100.000		0.00	103.33	103.33	0.00
Paydown	07/18/2022	380146AC4	0.00	GM Financial Auto Receivables 2022-1 A3 1.26% Due 11/16/2026	100.000		0.00	26.25	26.25	0.00
Paydown	07/18/2022	43815EAC8	0.00	Honda Auto Receivables 2021-3 A3 0.41% Due 11/18/2025	100.000		0.00	27.33	27.33	0.00
Paydown	07/20/2022	36262XAC8	0.00	GM Financial Auto Lease Trust 2021-3 A2 0.39% Due 10/21/2024	100.000		0.00	27.63	27.63	0.00
Paydown	07/21/2022	43813GAC5	0.00	Honda Auto Receivables Trust 2021-1 A3 0.27% Due 4/21/2025	100.000		0.00	13.50	13.50	0.00
Paydown	07/21/2022	43813RAC1	5,409.65	Honda Auto Receivables 2020-1 A3 1.61% Due 4/22/2024	100.000		5,409.65	72.13	5,481.78	0.00
Paydown	07/21/2022	43815GAC3	0.00	Honda Auto Receivables Trust 2021-4 A3 0.88% Due 1/21/2026	100.000		0.00	29.33	29.33	0.00
Paydown	07/25/2022	05601XAC3	0.00	BMW Vehicle Lease Trust 2022-1 A3 1.1% Due 3/25/2025	100.000		0.00	36.67	36.67	0.00
Paydown	07/25/2022	05602RAD3	0.00	BMW Vehicle Owner Trust 2022-A A3 3.21% Due 8/25/2026	100.000		0.00	112.35	112.35	0.00



Transaction Type	Settlement Date	CUSIP	Quantity	Security Description	Price	Acq/Disp Yield	Amount	Interest Pur/Sold	Total Amount	Gain/Loss
DISPOSITIONS										
Paydown	07/25/2022	09690AAC7	0.00	BMW Vehicle Lease Trust 2021-2 A3 0.33% Due 12/26/2024	100.000		0.00	11.00	11.00	0.00
Paydown	07/25/2022	3137BKRJ1	0.00	FHLMC K047 A2 3.329% Due 5/25/2025	100.000		0.00	277.42	277.42	0.00
Subtotal			10,216.29				10,216.29	1,515.48	11,731.77	0.00
Security Withdrawal	07/13/2022	31846V203	1,004.14	First American Govt Obligation Fund Class Y	1.000		1,004.14	0.00	1,004.14	0.00
Security Withdrawal	07/26/2022	31846V203	104.17	First American Govt Obligation Fund Class Y	1.000		104.17	0.00	104.17	0.00
Subtotal			1,108.31				1,108.31	0.00	1,108.31	0.00
TOTAL DISPOSITIONS			131,312.60				131,312.60	1,515.48	132,828.08	0.00
OTHER TRANSACTIONS										
Interest	07/06/2022	3133ENKS8	90,000.00	FFCB Note 1.125% Due 1/6/2025	0.000		492.19	0.00	492.19	0.00
Interest	07/09/2022	06367TQW3	150,000.00	Bank of Montreal Note 0.625% Due 7/9/2024	0.000		468.75	0.00	468.75	0.00
Interest	07/10/2022	3135G05G4	400,000.00	FNMA Note 0.25% Due 7/10/2023	0.000		500.00	0.00	500.00	0.00
Interest	07/11/2022	89236TEL5	250,000.00	Toyota Motor Credit Corp Note 2.7% Due 1/11/2023	0.000		3,375.00	0.00	3,375.00	0.00
Interest	07/15/2022	79466LAG9	25,000.00	Salesforce.com Inc Callable Note Cont 7/15/2022 0.625% Due 7/15/2024	0.000		78.13	0.00	78.13	0.00
Interest	07/15/2022	91282CCL3	250,000.00	US Treasury Note 0.375% Due 7/15/2024	0.000		468.75	0.00	468.75	0.00
Interest	07/17/2022	24422EVN6	170,000.00	John Deere Capital Corp Note 0.45% Due 1/17/2024	0.000		382.50	0.00	382.50	0.00
Interest	07/30/2022	91159HHX1	150,000.00	US Bancorp Callable Note Cont 6/28/2024 2.4% Due 7/30/2024	0.000		1,800.00	0.00	1,800.00	0.00

Transaction Ledger

As of July 31, 2022



Transaction Type	Settlement Date	CUSIP	Quantity	Security Description	Price	Acq/Disp Yield	Amount	Interest Pur/Sold	Total Amount	Gain/Loss
OTHER TRANSACTIONS										
Interest	07/31/2022	912828Z52	200,000.00	US Treasury Note 1.375% Due 1/31/2025	0.000		1,375.00	0.00	1,375.00	0.00
Interest	07/31/2022	91282CAB7	250,000.00	US Treasury Note 0.25% Due 7/31/2025	0.000		312.50	0.00	312.50	0.00
Subtotal			1,935,000.00				9,252.82	0.00	9,252.82	0.00
Dividend	07/01/2022	31846V203	74,252.92	First American Govt Obligation Fund Class Y	0.000		100.73	0.00	100.73	0.00
Subtotal			74,252.92				100.73	0.00	100.73	0.00
TOTAL OTHER TRANSACTIONS			2,009,252.92				9,353.55	0.00	9,353.55	0.00