



# City of Imperial Beach - Account

## MONTHLY ACCOUNT STATEMENT

NOVEMBER 1, 2023 THROUGH NOVEMBER 30, 2023

### Chandler Team:

For questions about your account, please call (800) 317-4747,  
or contact [operations@chandlerasset.com](mailto:operations@chandlerasset.com)

### Custodian

US Bank

**CHANDLER ASSET MANAGEMENT**  
chandlerasset.com

*Information contained herein is confidential. We urge you to compare this statement to the one you receive from your qualified custodian. Please see Important Disclosures.*



**PORTFOLIO CHARACTERISTICS**

Average Modified Duration	1.72
Average Coupon	3.11%
Average Purchase YTM	3.56%
Average Market YTM	5.04%
Average S&P/Moody Rating	AA+/Aa1
Average Final Maturity	1.99 yrs
Average Life	1.81 yrs

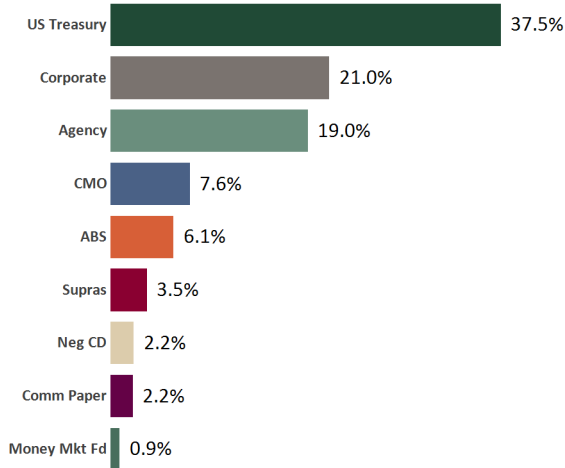
**ACCOUNT SUMMARY**

	Beg. Values as of 10/31/23	End Values as of 11/30/23
Market Value	22,349,295	22,596,959
Accrued Interest	115,214	135,087
<b>Total Market Value</b>	<b>22,464,509</b>	<b>22,732,046</b>
Income Earned	66,132	66,893
Cont/WD		-1,974
Par	23,115,350	23,189,759
Book Value	22,845,387	22,890,241
Cost Value	22,761,431	22,788,201

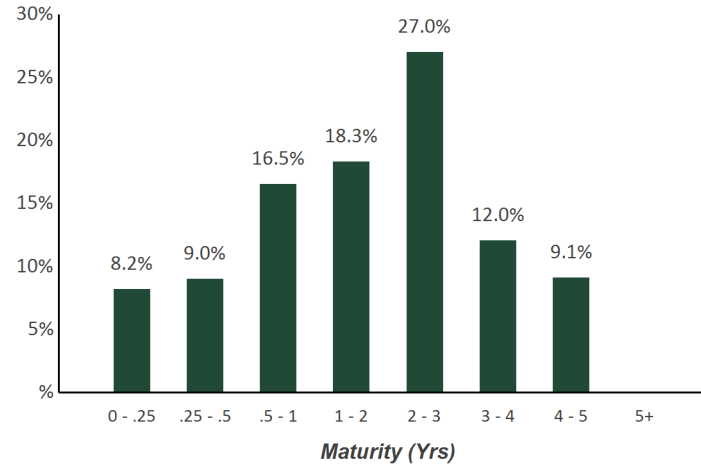
**TOP ISSUERS**

Government of United States	37.5%
Federal Home Loan Bank	14.5%
Federal Home Loan Mortgage Corp	8.4%
Federal Farm Credit Bank	2.6%
Westpac Banking Corp NY	2.2%
MUFG Bank Ltd/NY	2.2%
Inter-American Dev Bank	2.0%
Paccar Financial	1.7%
<b>Total</b>	<b>71.2%</b>

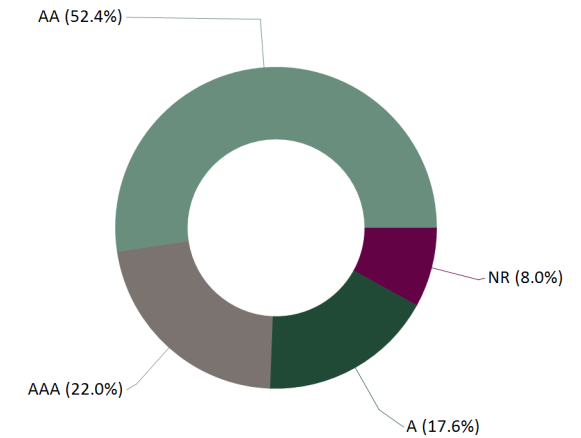
**SECTOR ALLOCATION**



**MATURITY DISTRIBUTION**



**CREDIT QUALITY (S&P)**



**PERFORMANCE REVIEW**

TOTAL RATE OF RETURN	1M	3M	YTD	1YR	Annualized				
					2YRS	3YRS	5YRS	10YRS	7/31/2013
City of Imperial Beach	1.20%	1.50%	3.98%	4.26%	0.37%	0.16%	1.57%	1.23%	1.23%
ICE BofA 1-3 Yr US Treasury Index	1.01%	1.35%	3.10%	3.31%	-0.46%	-0.39%	1.23%	0.93%	0.93%
ICE BofA 1-3 Yr AAA-A US Corp & Govt Index	1.10%	1.40%	3.28%	3.50%	-0.35%	-0.30%	1.36%	1.07%	1.08%

# Statement of Compliance

As of November 30, 2023



## City of Imperial Beach

Assets managed by Chandler Asset Management are in full compliance with state law and the Client's investment policy.

Investment Type	Minimum Rating	Max%	Max % Issuer	Max Maturity	Miscellaneous	Comment
U.S. Treasuries		100%		5 years		Complies
Federal Agencies		100%		5 years	20% max agency callable securities	Complies
Supranational Obligations	"AA" rating category or higher by a NRSRO	30%	10%	5 years	USD denominated senior unsecured unsubordinated obligations issued or unconditionally guaranteed by IBRD, IFC, or IADB	Complies
Municipal Securities (CA, Local Agency)	"A" rating category or higher by a NRSRO	30%	5%	5 years		Complies
Municipal Securities (CA, Other States)	"A" rating category or higher by a NRSRO	30%	5%	5 years		Complies
Corporate Medium Term Notes	"A" rating category or higher by a NRSRO	30%	5%	5 years	Issuer is a corporations organized and operating within the U.S. or by depository institutions licensed by the U.S. or any state and operating within the U.S	Complies
Asset-Backed, Mortgage-Backed, Mortgage Pass-Through Securities, and Collateralized Mortgage Obligations (Non-Agency)	"AA" rating category or better by a NRSRO	20%	5%	5 years	From issuers not defined in US Treasury and Federal Agency sections of the authorized investments section of the policy	Complies
Agency Mortgage Securities		100%		5 years		Complies
Negotiable Certificates of Deposit (NCD)	"A-1" short-term debt rated or higher by a NRSRO or "A" rating category or higher by a NRSRO for long-term obligations	30%	5%	5 years		Complies
Certificate of Deposit Placement Service (CDARS)		30%	5%	5 years		Complies
FDIC Insured Time Deposits (Non-negotiable CD/TD)		20%	5%	5 years	20% max combined FDIC/ Collateralized	Complies
Collateralized Time Deposits (Non-negotiable CD/TD)		20%	5%	5 years	20% max combined FDIC/ Collateralized	Complies
Banker's Acceptances	A-1 short-term debt rated or better by a NRSRO; and "A" long-term debt rating category or better by a NRSRO	40%	5%	180 days		Complies

Commercial Paper	"A-1" rated or higher by a NRSRO; "A" rating category issuer or higher by a NRSRO, if any debt issued	25%	5%	270 days	10% max of the outstanding commercial paper of any single issuer; Issued by an entity that meets all of the following conditions in either (a) or (b): a. (i) organized and operating within the U.S. with assets > \$500 million; (ii) "A-1" rated or better by a NRSRO; (iii) "A" rating or better by a NRSRO, if issuer has debt obligations; b. (i) organized within the U.S. as a special purpose corporation, trust, or limited liability company; (ii) must have program-wide credit enhancements including, but not limited to, overcollateralization, letters of credit, or a surety bond; (iii) rated "A-1" or better by a NRSRO	<i>Complies</i>
Money Market Mutual Funds	"AAA" or Highest rating by two NRSROs	20%	20%		Meet either of the following criteria: (i) Attained highest rating by two NRSROs; or (ii) Retained an investment adviser registered or exempt from SEC registration with > 5 years experience managing MMMF with AUM >\$500 million	<i>Complies</i>
Mutual Funds	"AAA" or Highest rating by two NRSROs	20%	10%		Meet either of the following criteria: (i) Attained highest rating by two NRSROs; or (ii) Retained an investment adviser registered or exempt from SEC registration with > 5 years experience investing in securities authorized by CGC & with AUM >\$500 million	<i>Complies</i>
Local Agency Investment Fund (LAIF)		\$75million			Maximum amount permitted by LAIF	<i>Complies</i>
Local Government Investment Pool			10%		10% max per issuer limitation for Local Government Investment Pools other than LAIF	<i>Complies</i>
Repurchase Agreements			5%	1 year	102% Collateralized	<i>Complies</i>
Max Per Issuer					5% max per issuer, other than the US Government, its Agencies and enterprises, Supranationals, Money Market Funds, Local Government Investment Pools, or unless otherwise specified in the policy	<i>Complies</i>
Maximum Weighted Average Maturity				3 years	3 years maximum weighted average stated final maturity	<i>Complies</i>
Fossil Fuel Restriction					The purchase of securities issued by fossil fuel companies that directly source the majority of their revenue from oil, gas, and/or coal production is prohibited	<i>Complies</i>
Maximum Maturity				5 years	5 years, except as otherwise stated in the policy	<i>Complies</i>



BOOK VALUE RECONCILIATION		
<b>BEGINNING BOOK VALUE</b>		<b>\$22,845,386.62</b>
<b>Acquisition</b>		
+ Security Purchases	\$1,426,753.59	
+ Money Market Fund Purchases	\$500,566.14	
+ Money Market Contributions	\$0.00	
+ Security Contributions	\$0.00	
+ Security Transfers	\$0.00	
<b>Total Acquisitions</b>		<b>\$1,927,319.73</b>
<b>Dispositions</b>		
- Security Sales	\$39,804.69	
- Money Market Fund Sales	\$1,426,957.83	
- MMF Withdrawals	\$1,974.13	
- Security Withdrawals	\$0.00	
- Security Transfers	\$0.00	
- Other Dispositions	\$0.00	
- Maturities	\$375,000.00	
- Calls	\$0.00	
- Principal Paydowns	\$57,224.98	
<b>Total Dispositions</b>		<b>\$1,900,961.63</b>
<b>Amortization/Accretion</b>		
+/- Net Accretion	\$18,688.18	
		\$18,688.18
<b>Gain/Loss on Dispositions</b>		
+/- Realized Gain/Loss	(\$191.77)	
		(\$191.77)
<b>ENDING BOOK VALUE</b>		<b>\$22,890,241.13</b>

CASH TRANSACTION SUMMARY		
<b>BEGINNING BALANCE</b>		<b>\$1,130,199.80</b>
<b>Acquisition</b>		
Contributions	\$0.00	
Security Sale Proceeds	\$39,804.69	
Accrued Interest Received	\$20.22	
Interest Received	\$27,943.67	
Dividend Received	\$572.58	
Principal on Maturities	\$375,000.00	
Interest on Maturities	\$0.00	
Calls/Redemption (Principal)	\$0.00	
Interest from Calls/Redemption	\$0.00	
Principal Paydown	\$57,224.98	
<b>Total Acquisitions</b>	<b>\$500,566.14</b>	
<b>Dispositions</b>		
Withdrawals	\$1,974.13	
Security Purchase	\$1,426,753.59	
Accrued Interest Paid	\$204.24	
<b>Total Dispositions</b>	<b>\$1,428,931.96</b>	
<b>ENDING BOOK VALUE</b>		<b>\$201,833.98</b>



CUSIP	Security Description	Par Value/Units	Purchase Date Book Yield	Cost Value Book Value	Mkt Price Mkt YTM	Market Value Accrued Int.	% of Port. Gain/Loss	Moody/S&P Fitch	Maturity Duration
<b>ABS</b>									
36262XAC8	GM Financial Auto Lease Trust 2021-3 A2 0.39% Due 10/21/2024	8,782.32	08/10/2021 0.39%	8,782.20 8,782.31	99.71 5.71%	8,756.78 1.05	0.04% (25.53)	NR / AAA AAA	0.89 0.05
58769KAD6	Mercedes-Benz Auto Lease Trust 2021- B A3 0.4% Due 11/15/2024	11,712.55	06/22/2021 0.40%	11,711.66 11,712.51	99.60 5.24%	11,665.90 2.08	0.05% (46.61)	NR / AAA AAA	0.96 0.08
09690AAC7	BMW Vehicle Lease Trust 2021-2 A3 0.33% Due 12/26/2024	779.59	09/08/2021 0.33%	779.51 779.59	99.96 0.92%	779.27 0.04	0.00% (0.32)	Aaa / NR AAA	1.07 0.07
05601XAC3	BMW Vehicle Lease Trust 2022-1 A3 1.1% Due 3/25/2025	14,184.40	01/11/2022 1.00%	14,182.28 14,184.09	99.24 5.82%	14,076.40 2.60	0.06% (107.69)	NR / AAA AAA	1.32 0.16
43813GAC5	Honda Auto Receivables Trust 2021-1 A3 0.27% Due 4/21/2025	12,106.24	02/17/2021 0.03%	12,106.02 12,106.22	98.64 5.70%	11,941.72 0.91	0.05% (164.50)	Aaa / NR AAA	1.39 0.25
47788UAC6	John Deere Owner Trust 2021-A A3 0.36% Due 9/15/2025	14,612.02	03/02/2021 0.37%	14,609.22 14,611.34	97.95 5.76%	14,313.13 2.34	0.06% (298.21)	Aaa / NR AAA	1.79 0.38
89190GAC1	Toyota Auto Receivables Trust 2021-B A3 0.26% Due 11/17/2025	81,099.66	06/08/2021 0.26%	81,090.92 81,097.71	97.62 5.76%	79,170.46 9.37	0.35% (1,927.25)	NR / AAA AAA	1.97 0.43
43815EAC8	Honda Auto Receivables 2021-3 A3 0.41% Due 11/18/2025	45,063.41	08/17/2021 0.26%	45,062.75 45,063.21	97.12 5.99%	43,766.35 6.67	0.19% (1,296.86)	NR / AAA AAA	1.97 0.51
05593AAC3	BMW Vehicle Lease Trust 2023-1 A3 5.16% Due 11/25/2025	25,000.00	02/07/2023 4.96%	24,999.41 24,999.63	99.59 5.68%	24,897.15 21.50	0.11% (102.48)	Aaa / AAA NR	1.99 0.89
43815GAC3	Honda Auto Receivables Trust 2021-4 A3 0.88% Due 1/21/2026	29,915.83	11/16/2021 0.89%	29,909.53 29,913.45	96.79 5.82%	28,954.66 7.31	0.13% (958.79)	Aaa / NR AAA	2.15 0.65
47789QAC4	John Deere Owner Trust 2021-B A3 0.52% Due 3/16/2026	32,248.58	07/13/2021 0.52%	32,245.69 32,247.56	96.69 6.22%	31,182.60 7.45	0.14% (1,064.96)	Aaa / NR AAA	2.29 0.58
89238JAC9	Toyota Auto Receivables Trust 2021-D A3 0.71% Due 4/15/2026	30,324.03	11/09/2021 0.71%	30,323.39 30,323.79	96.73 5.85%	29,333.92 9.57	0.13% (989.87)	NR / AAA AAA	2.38 0.63
44935FAD6	Hyundai Auto Receivables Trust 2021-C A3 0.74% Due 5/15/2026	22,301.89	11/09/2021 0.75%	22,296.91 22,300.12	96.99 5.85%	21,630.29 7.33	0.10% (669.83)	NR / AAA AAA	2.46 0.59
05602RAD3	BMW Vehicle Owner Trust 2022-A A3 3.21% Due 8/25/2026	45,000.00	05/10/2022 3.10%	44,997.66 44,998.82	98.00 5.86%	44,101.26 24.08	0.19% (897.56)	Aaa / AAA NR	2.74 0.76

# Holdings Report

As of November 30, 2023



CUSIP	Security Description	Par Value/Units	Purchase Date Book Yield	Cost Value Book Value	Mkt Price Mkt YTM	Market Value Accrued Int.	% of Port. Gain/Loss	Moody/S&P Fitch	Maturity Duration
<b>ABS</b>									
362554AC1	GM Financial Securitized Term 2021-4 A3 0.68% Due 9/16/2026	22,970.56	10/13/2021 0.66%	22,969.99 22,970.34	96.27 6.09%	22,113.85 6.51	0.10% (856.49)	Aaa / AAA NR	2.80 0.69
47787JAC2	John Deere Owner Trust 2022-A A3 2.32% Due 9/16/2026	44,698.87	03/10/2022 2.34%	44,688.98 44,693.81	97.38 5.76%	43,525.75 46.09	0.19% (1,168.06)	Aaa / NR AAA	2.80 0.76
448977AD0	Hyundai Auto Receivables Trust 2022-A A3 2.22% Due 10/15/2026	90,000.00	03/09/2022 2.23%	89,996.54 89,998.36	97.33 5.63%	87,598.71 88.80	0.39% (2,399.65)	NR / AAA AAA	2.88 0.78
380146AC4	GM Financial Auto Receivables 2022-1 A3 1.26% Due 11/16/2026	22,125.37	01/11/2022 1.23%	22,123.45 22,124.53	96.73 5.72%	21,402.29 11.62	0.09% (722.24)	NR / AAA AAA	2.96 0.73
362585AC5	GM Financial Securitized ART 2022-2 A3 3.1% Due 2/16/2027	40,000.00	04/05/2022 3.13%	39,991.64 39,995.63	97.73 5.52%	39,092.20 51.67	0.17% (903.43)	Aaa / AAA NR	3.22 0.95
43815JAC7	Honda Auto Receivables Owner 2023-1 A3 5.04% Due 4/21/2027	45,000.00	02/16/2023 5.10%	44,991.64 44,993.67	99.41 5.47%	44,732.61 63.00	0.20% (261.06)	Aaa / NR AAA	3.39 1.60
02582JIT8	American Express Credit Trust 2022-2 A 3.39% Due 5/17/2027	110,000.00	05/17/2022 3.42%	109,975.67 109,988.11	97.24 5.43%	106,960.04 165.73	0.47% (3,028.07)	NR / AAA AAA	3.46 1.38
92348KAV5	Verizon Master Trust 2022-5 A1A 3.72% Due 7/20/2027	45,000.00	08/02/2022 3.75%	44,998.02 44,998.95	99.71 4.74%	44,870.31 51.15	0.20% (128.64)	NR / AAA AAA	3.64 0.71
58768PAC8	Mercedes-Benz Auto Receivables 2022- 1 A3 5.21% Due 8/16/2027	85,000.00	02/15/2023 5.02%	85,438.28 85,331.95	99.57 5.64%	84,635.27 196.82	0.37% (696.68)	Aaa / AAA NR	3.71 1.16
47800CAC0	John Deere Owner Trust 2023-A A3 5.01% Due 11/15/2027	70,000.00	02/22/2023 5.07%	69,987.25 69,989.28	99.29 5.48%	69,501.96 155.87	0.31% (487.32)	Aaa / NR AAA	3.96 1.69
362583AD8	GM Auto Receivable Trust 2023-2 A3 4.47% Due 2/16/2028	65,000.00	04/04/2023 4.53%	64,998.21 64,998.55	98.47 5.41%	64,004.53 121.06	0.28% (994.02)	Aaa / AAA NR	4.22 1.71
438123AC5	Honda Auto Receivables OT 2023-4 A3 5.67% Due 6/21/2028	75,000.00	11/01/2023 5.74%	74,986.79 74,987.02	101.09 5.24%	75,820.20 271.69	0.33% 833.18	Aaa / NR AAA	4.56 2.19
89239FAD4	Toyota Auto Receivables Owner 2023-D A3 5.54% Due 8/15/2028	60,000.00	11/07/2023 5.61%	59,993.53 59,993.61	100.96 5.18%	60,575.46 156.97	0.27% 581.85	NR / AAA AAA	4.71 2.27
161571HT4	Chase Issuance Trust 23-A1 A 5.16% Due 9/15/2028	245,000.00	09/07/2023 5.23%	244,932.09 244,936.86	100.42 5.05%	246,017.98 561.87	1.08% 1,081.12	NR / AAA AAA	4.80 2.54

# Holdings Report

As of November 30, 2023



CUSIP	Security Description	Par Value/Units	Purchase Date Book Yield	Cost Value Book Value	Mkt Price Mkt YTM	Market Value Accrued Int.	% of Port. Gain/Loss	Moody/S&P Fitch	Maturity Duration
<b>Total ABS</b>		<b>1,392,925.32</b>	<b>3.43%</b>	<b>1,393,169.23</b> <b>1,393,121.02</b>	<b>5.48%</b>	<b>1,375,421.05</b> <b>2,051.15</b>	<b>6.06%</b> <b>(17,699.97)</b>	<b>Aaa / AAA</b> <b>AAA</b>	<b>3.44</b> <b>1.36</b>
<b>AGENCY</b>									
3137EAF2	FHLMC Note 0.25% Due 12/4/2023	180,000.00	12/02/2020 0.28%	179,821.80 179,999.51	99.96 4.10%	179,922.96 221.25	0.79% (76.55)	Aaa / AA+ AA+	0.01 0.01
3130A7PH2	FHLB Note 1.875% Due 3/8/2024	100,000.00	03/03/2020 0.85%	104,035.00 100,269.92	99.04 5.43%	99,039.10 432.29	0.44% (1,230.82)	Aaa / AA+ NR	0.27 0.27
3130ATVD6	FHLB Note 4.875% Due 9/13/2024	250,000.00	01/26/2023 4.59%	251,110.00 250,535.41	99.68 5.28%	249,203.00 2,640.63	1.11% (1,332.41)	Aaa / AA+ NR	0.79 0.75
3130ATUR6	FHLB Note 4.625% Due 12/13/2024	250,000.00	02/01/2023 4.42%	250,872.50 250,485.01	99.39 5.23%	248,482.25 5,395.83	1.12% (2,002.76)	Aaa / AA+ NR	1.04 0.98
3130AQF40	FHLB Note 1% Due 12/20/2024	175,000.00	12/21/2021 1.03%	174,846.00 174,945.80	95.76 5.18%	167,585.95 782.64	0.74% (7,359.85)	Aaa / AA+ NR	1.06 1.02
3133ENKS8	FFCB Note 1.125% Due 1/6/2025	90,000.00	01/06/2022 1.20%	89,797.50 89,925.38	95.75 5.14%	86,178.24 407.81	0.38% (3,747.14)	NR / AA+ AA+	1.10 1.06
3135G05X7	FNMA Note 0.375% Due 8/25/2025	250,000.00	03/07/2022 1.78%	238,280.00 244,140.00	92.66 4.83%	231,653.75 250.00	1.02% (12,486.25)	Aaa / AA+ AA+	1.74 1.69
3130ATUC9	FHLB Note 4.5% Due 12/12/2025	350,000.00	01/26/2023 4.00%	354,683.00 353,318.80	99.48 4.77%	348,186.30 7,393.75	1.56% (5,132.50)	Aaa / AA+ NR	2.04 1.88
3130AUU36	FHLB Note 4.125% Due 3/13/2026	250,000.00	03/14/2023 4.30%	248,767.50 249,061.54	99.04 4.57%	247,603.50 2,234.38	1.10% (1,458.04)	Aaa / AA+ NR	2.28 2.14
3133EPSW6	FFCB Note 4.5% Due 8/14/2026	250,000.00	08/09/2023 4.58%	249,425.00 249,482.19	99.94 4.52%	249,860.00 3,343.75	1.11% 377.81	Aaa / AA+ AA+	2.71 2.49
3130AWTQ3	FHLB Note 4.625% Due 9/11/2026	1,000,000.00	09/13/2023 4.81%	994,820.00 995,189.66	100.32 4.50%	1,003,167.00 15,031.25	4.48% 7,977.34	Aaa / AA+ NR	2.78 2.55
3130AWC24	FHLB Note 4% Due 6/9/2028	400,000.00	07/06/2023 4.49%	391,388.00 392,078.49	98.43 4.39%	393,733.20 8,000.00	1.77% 1,654.71	Aaa / AA+ NR	4.53 4.01
3130AWTR1	FHLB Note 4.375% Due 9/8/2028	500,000.00	09/07/2023 4.49%	497,450.00 497,567.24	99.73 4.44%	498,666.00 7,109.38	2.22% 1,098.76	Aaa / AA+ NR	4.78 4.21





CUSIP	Security Description	Par Value/Units	Purchase Date Book Yield	Cost Value Book Value	Mkt Price Mkt YTM	Market Value Accrued Int.	% of Port. Gain/Loss	Moody/S&P Fitch	Maturity Duration
<b>AGENCY</b>									
3133EPWK7	FFCB Note 4.5% Due 9/22/2028	250,000.00	10/12/2023 4.71%	247,682.50 247,741.63	100.55 4.37%	251,382.00 2,156.25	1.12% 3,640.37	Aaa / AA+ AA+	4.82 4.25
<b>Total Agency</b>		<b>4,295,000.00</b>	<b>3.90%</b>	<b>4,272,978.80</b> <b>4,274,740.58</b>	<b>4.65%</b>	<b>4,254,663.25</b> <b>55,399.21</b>	<b>18.96%</b> <b>(20,077.33)</b>	<b>Aaa / AA+</b> <b>AA+</b>	<b>2.65</b> <b>2.41</b>
<b>CMO</b>									
3137BKRJ1	FHLMC K047 A2 3.329% Due 5/25/2025	100,000.00	05/19/2022 2.95%	100,578.13 100,278.56	97.23 5.34%	97,227.60 277.42	0.43% (3,050.96)	NR / NR AAA	1.48 1.30
3137BMTX4	FHLMC K052 A2 3.151% Due 11/25/2025	250,000.00	02/10/2023 4.58%	241,220.70 243,783.55	96.41 5.17%	241,035.75 656.46	1.06% (2,747.80)	NR / NR AAA	1.99 1.71
3137BNGT5	FHLMC K054 A2 2.745% Due 1/25/2026	250,000.00	02/15/2023 4.82%	237,392.58 240,806.84	95.37 5.13%	238,428.00 571.88	1.05% (2,378.84)	NR / AAA NR	2.16 1.91
3137BQYS0	FHLMC K056 A2 2.525% Due 5/25/2026	250,000.00	02/08/2023 4.44%	236,826.17 240,094.36	94.40 5.05%	235,994.25 526.04	1.04% (4,100.11)	NR / NR AAA	2.48 2.21
3137BSP72	FHLMC K058 A2 2.653% Due 8/25/2026	250,000.00	01/31/2023 4.06%	237,910.16 240,764.31	94.16 4.96%	235,398.25 552.71	1.04% (5,366.06)	NR / NR AAA	2.74 2.53
3137BVZ82	FHLMC K063 3.43% Due 1/25/2027	250,000.00	02/08/2023 4.14%	242,861.33 244,301.94	95.81 4.90%	239,526.50 714.58	1.06% (4,775.44)	NR / NR AAA	3.16 2.78
3137FBBX3	FHLMC K068 A2 3.244% Due 8/25/2027	250,000.00	05/12/2023 4.00%	242,705.08 243,644.83	94.53 4.87%	236,326.75 675.83	1.04% (7,318.08)	Aaa / NR NR	3.74 3.37
3137FETN0	FHLMC K073 A2 3.35% Due 1/25/2028	220,000.00	05/24/2023 4.34%	211,440.63 212,371.54	94.42 4.86%	207,727.30 122.83	0.91% (4,644.24)	NR / NR AAA	4.16 3.69
<b>Total CMO</b>		<b>1,820,000.00</b>	<b>4.26%</b>	<b>1,750,934.78</b> <b>1,766,045.93</b>	<b>5.01%</b>	<b>1,731,664.40</b> <b>4,097.75</b>	<b>7.64%</b> <b>(34,381.53)</b>	<b>Aaa / AAA</b> <b>AAA</b>	<b>2.81</b> <b>2.51</b>



CUSIP	Security Description	Par Value/Units	Purchase Date Book Yield	Cost Value Book Value	Mkt Price Mkt YTM	Market Value Accrued Int.	% of Port. Gain/Loss	Moody/S&P Fitch	Maturity Duration
<b>COMMERCIAL PAPER</b>									
62479LDC6	MUFG Bank Ltd Discount CP 5.62% Due 4/12/2024	500,000.00	08/30/2023 5.87%	482,437.50 489,618.61	97.92 5.87%	489,618.61 0.00	2.15% 0.00	P-1 / A-1 NR	0.37 0.36
<b>Total Commercial Paper</b>		<b>500,000.00</b>	<b>5.87%</b>	<b>482,437.50</b> <b>489,618.61</b>	<b>5.87%</b>	<b>489,618.61</b> <b>0.00</b>	<b>2.15%</b> <b>0.00</b>	<b>P-1 / A-1</b> <b>NR</b>	<b>0.37</b> <b>0.36</b>
<b>CORPORATE</b>									
24422EVN6	John Deere Capital Corp Note 0.45% Due 1/17/2024	170,000.00	03/01/2021 0.47%	169,879.30 169,994.59	99.37 5.31%	168,927.47 284.75	0.74% (1,067.12)	A2 / A A+	0.13 0.13
69371RR24	Paccar Financial Corp Note 0.35% Due 2/2/2024	100,000.00	01/28/2021 0.39%	99,884.00 99,993.33	99.14 5.39%	99,139.40 115.69	0.44% (853.93)	A1 / A+ NR	0.18 0.17
808513BN4	Charles Schwab Corp Callable Note Cont 2/18/2024 0.75% Due 3/18/2024	150,000.00	Various 0.64%	150,413.00 150,035.66	98.51 5.78%	147,769.80 228.13	0.65% (2,265.86)	A2 / A- A	0.30 0.29
023135BW5	Amazon.com Inc Note 0.45% Due 5/12/2024	100,000.00	05/10/2021 0.50%	99,854.00 99,978.29	97.80 5.46%	97,798.40 23.75	0.43% (2,179.89)	A1 / AA AA-	0.45 0.44
91324PEB4	United Health Group Inc Callable Note Cont 5/15/2022 0.55% Due 5/15/2024	50,000.00	11/08/2021 0.78%	49,713.00 49,948.05	97.77 5.54%	48,884.90 12.22	0.22% (1,063.15)	A2 / A+ A	0.46 0.45
14913R2L0	Caterpillar Financial Service Note 0.45% Due 5/17/2024	155,000.00	05/10/2021 0.50%	154,792.30 154,968.16	97.72 5.48%	151,471.89 27.13	0.67% (3,496.27)	A2 / A A+	0.46 0.45
89114QCA4	Toronto Dominion Bank Note 2.65% Due 6/12/2024	125,000.00	08/25/2021 0.61%	132,032.50 126,337.55	98.37 5.79%	122,963.25 1,555.03	0.55% (3,374.30)	A1 / A AA-	0.53 0.51
06051GJY6	Bank of America Corp Callable Note Cont 6/14/2023 5.71% Due 6/14/2024	120,000.00	06/07/2021 5.75%	120,008.00 120,000.00	99.88 5.98%	119,853.60 1,484.60	0.53% (146.40)	A1 / A- AA-	0.54 0.04
06367TQW3	Bank of Montreal Note 0.625% Due 7/9/2024	150,000.00	09/10/2021 0.65%	149,878.50 149,973.91	97.01 5.70%	145,511.55 369.79	0.64% (4,462.36)	A2 / A- AA-	0.61 0.59
79466LAG9	Salesforce.com Inc Callable Note Cont 7/15/2022 0.625% Due 7/15/2024	25,000.00	06/29/2021 0.64%	24,987.25 24,997.37	97.07 5.46%	24,266.93 59.03	0.11% (730.44)	A2 / A+ NR	0.62 0.61



CUSIP	Security Description	Par Value/Units	Purchase Date Book Yield	Cost Value Book Value	Mkt Price Mkt YTM	Market Value Accrued Int.	% of Port. Gain/Loss	Moody/S&P Fitch	Maturity Duration
<b>CORPORATE</b>									
91159HHX1	US Bancorp Callable Note Cont 6/28/2024 2.4% Due 7/30/2024	150,000.00	11/09/2021 0.80%	156,232.50 151,364.78	97.78 5.83%	146,676.90 1,210.00	0.65% (4,687.88)	A3 / A A	0.67 0.64
78015K7C2	Royal Bank of Canada Note 2.25% Due 11/1/2024	150,000.00	08/19/2021 0.77%	156,999.00 152,016.86	96.98 5.67%	145,464.30 281.25	0.64% (6,552.56)	A1 / A AA-	0.92 0.89
63743HFC1	National Rural Utilities Note 1.875% Due 2/7/2025	125,000.00	03/18/2022 2.76%	121,962.50 123,748.08	95.85 5.53%	119,816.00 742.19	0.53% (3,932.08)	A2 / A- A	1.19 1.14
46647PBY1	JP Morgan Chase & Co Callable Note Cont 2/16/2024 0.563% Due 2/16/2025	85,000.00	02/09/2021 0.56%	85,000.00 85,000.00	98.77 5.98%	83,954.59 139.58	0.37% (1,045.41)	A1 / A- AA-	1.22 1.15
69371RR73	Paccar Financial Corp Note 2.85% Due 4/7/2025	70,000.00	03/31/2022 2.86%	69,981.80 69,991.81	97.01 5.17%	67,903.99 299.25	0.30% (2,087.82)	A1 / A+ NR	1.35 1.30
87612EBL9	Target Corp Callable Note Cont 4/15/25 2.25% Due 4/15/2025	150,000.00	02/17/2022 2.08%	150,739.50 150,311.16	96.19 5.15%	144,287.55 431.25	0.64% (6,023.61)	A2 / A A	1.38 1.32
06406RBC0	Bank of NY Mellon Corp Callable Note Cont 3/25/2025 3.35% Due 4/25/2025	110,000.00	04/19/2022 3.35%	109,984.60 109,992.81	97.24 5.42%	106,962.57 368.50	0.47% (3,030.24)	A1 / A AA-	1.40 1.34
46647PCH7	JP Morgan Chase & Co Callable Note Cont 6/1/2024 0.824% Due 6/1/2025	130,000.00	05/24/2021 0.78%	130,170.10 130,028.40	97.29 6.11%	126,480.38 535.60	0.56% (3,548.02)	A1 / A- AA-	1.50 1.43
438516CB0	Honeywell Intl Callable Note Cont 5/1/2025 1.35% Due 6/1/2025	150,000.00	03/09/2022 2.31%	145,542.00 147,926.16	94.65 5.09%	141,972.90 1,012.50	0.63% (5,953.26)	A2 / A A	1.50 1.45
594918BJ2	Microsoft Callable Note Cont 8/3/2025 3.125% Due 11/3/2025	250,000.00	01/27/2023 4.27%	242,652.50 244,870.61	96.93 4.81%	242,315.25 607.64	1.07% (2,555.36)	Aaa / AAA NR	1.93 1.83
92826CAD4	Visa Inc Callable Note Cont 9/14/2025 3.15% Due 12/14/2025	200,000.00	02/09/2023 4.50%	192,858.00 194,866.04	96.63 4.90%	193,269.20 2,922.50	0.86% (1,596.84)	Aa3 / AA- NR	2.04 1.91
857477BR3	State Street Bank Callable Note Cont 2/6/2025 1.746% Due 2/6/2026	40,000.00	02/02/2022 1.75%	40,000.00 40,000.00	95.31 5.90%	38,125.36 223.10	0.17% (1,874.64)	A1 / A AA-	2.19 1.14
713448FQ6	Pepsico Inc. Callable Note Cont 1/13/26 4.55% Due 2/13/2026	45,000.00	02/13/2023 4.57%	44,973.90 44,980.79	99.59 4.74%	44,815.95 614.25	0.20% (164.84)	A1 / A+ NR	2.21 2.05
907818GE2	Union Pacific Corp Callable Note Cont 1/21/26 4.75% Due 2/21/2026	200,000.00	02/14/2023 4.82%	199,586.00 199,692.90	99.66 4.91%	199,320.60 2,638.89	0.89% (372.30)	A3 / A- A-	2.23 2.06

# Holdings Report

As of November 30, 2023



CUSIP	Security Description	Par Value/Units	Purchase Date Book Yield	Cost Value Book Value	Mkt Price Mkt YTM	Market Value Accrued Int.	% of Port. Gain/Loss	Moody/S&P Fitch	Maturity Duration
<b>CORPORATE</b>									
037833BY5	Apple Inc Callable Note Cont 11/23/2025 3.25% Due 2/23/2026	250,000.00	02/01/2023 4.27%	242,755.00 244,709.07	96.76 4.80%	241,889.75 2,211.81	1.07% (2,819.32)	Aaa / AA+ NR	2.24 2.10
00440EAV9	Chubb INA Holdings Inc Callable Note Cont 2/3/2026 3.35% Due 5/3/2026	200,000.00	03/09/2023 5.09%	190,024.00 192,311.44	96.43 4.93%	192,858.00 521.11	0.85% 546.56	A3 / A A	2.42 2.29
89236TJK2	Toyota Motor Credit Corp Note 1.125% Due 6/18/2026	150,000.00	01/11/2023 4.55%	133,867.50 138,016.59	90.86 4.99%	136,289.70 764.06	0.60% (1,726.89)	A1 / A+ A+	2.55 2.44
74340XBU4	Prologis LP Callable Note Cont 3/30/2026 3.25% Due 6/30/2026	200,000.00	01/27/2023 4.42%	192,662.00 194,452.33	95.28 5.22%	190,567.20 2,726.39	0.85% (3,885.13)	A3 / A NR	2.58 2.40
857477CD3	State Street Bank Callable Note 7/03/2026 5.272% Due 8/3/2026	100,000.00	07/31/2023 5.27%	100,000.00 100,000.00	99.95 5.29%	99,950.20 1,728.04	0.45% (49.80)	A1 / A AA-	2.68 2.42
69371RS56	Paccar Financial Corp Note 5.05% Due 8/10/2026	215,000.00	08/03/2023 5.07%	214,892.50 214,903.58	100.42 4.88%	215,901.93 3,347.73	0.96% 998.35	A1 / A+ NR	2.70 2.46
06428CAA2	Bank Of America NA Callable Note cont 7/17/2026 5.526% Due 8/18/2026	250,000.00	09/12/2023 5.54%	249,922.50 249,928.15	100.77 5.21%	251,929.50 3,952.63	1.13% 2,001.35	Aa1 / A+ AA	2.72 2.39
61690U7W4	Morgan Stanley Bank NA Callable Note Cont 9/30/2026 5.882% Due 10/30/2026	250,000.00	10/31/2023 5.87%	250,077.50 250,075.72	101.60 5.27%	253,999.75 1,225.42	1.12% 3,924.03	Aa3 / A+ AA-	2.92 2.57
713448FW3	Pepsico Inc. Callable Note Cont 10/10/2026 5.125% Due 11/10/2026	90,000.00	11/08/2023 5.13%	89,975.70 89,976.17	100.96 4.76%	90,860.58 269.06	0.40% 884.41	A1 / A+ NR	2.95 2.63
665859AW4	Northern Trust Company Callable Note Cont 4/10/2027 4% Due 5/10/2027	150,000.00	10/13/2022 5.00%	143,916.00 145,410.51	97.11 4.92%	145,671.15 350.00	0.64% 260.64	A2 / A+ A+	3.44 3.16
<b>Total Corporate</b>		<b>4,855,000.00</b>	<b>3.23%</b>	<b>4,806,216.95</b> <b>4,810,800.87</b>	<b>5.27%</b>	<b>4,747,870.49</b> <b>33,282.87</b>	<b>21.03%</b> <b>(62,930.38)</b>	<b>A1 / A+</b> <b>A+</b>	<b>1.72</b> <b>1.58</b>



CUSIP	Security Description	Par Value/Units	Purchase Date Book Yield	Cost Value Book Value	Mkt Price Mkt YTM	Market Value Accrued Int.	% of Port. Gain/Loss	Moody/S&P Fitch	Maturity Duration
<b>MONEY MARKET FUND</b>									
31846V203	First American Govt Obligation Fund Class Y	201,833.98	Various 4.98%	201,833.98 201,833.98	1.00 4.98%	201,833.98 0.00	0.89% 0.00	Aaa / AAA AAA	0.00 0.00
<b>Total Money Market Fund</b>		<b>201,833.98</b>	<b>4.98%</b>	<b>201,833.98</b> <b>201,833.98</b>	<b>4.98%</b>	<b>201,833.98</b> <b>0.00</b>	<b>0.89%</b> <b>0.00</b>	<b>Aaa / AAA</b> <b>AAA</b>	<b>0.00</b> <b>0.00</b>
<b>NEGOTIABLE CD</b>									
96130AUH9	Westpac Banking Corp NY Yankee CD 5.78% Due 4/12/2024	500,000.00	08/30/2023 5.75%	499,965.18 499,979.42	100.07 5.46%	500,367.50 10,998.06	2.25% 388.08	P-1 / A-1+ F-1+	0.37 0.36
<b>Total Negotiable CD</b>		<b>500,000.00</b>	<b>5.75%</b>	<b>499,965.18</b> <b>499,979.42</b>	<b>5.46%</b>	<b>500,367.50</b> <b>10,998.06</b>	<b>2.25%</b> <b>388.08</b>	<b>P-1 / A-1+</b> <b>F-1+</b>	<b>0.37</b> <b>0.36</b>
<b>SUPRANATIONAL</b>									
4581X0EE4	Inter-American Dev Bank Note 3.25% Due 7/1/2024	120,000.00	06/22/2022 3.26%	119,988.00 119,996.50	98.76 5.43%	118,508.88 1,625.00	0.53% (1,487.62)	Aaa / AAA AAA	0.59 0.56
4581X0DZ8	Inter-American Dev Bank Note 0.5% Due 9/23/2024	195,000.00	09/15/2021 0.52%	194,855.70 194,960.90	96.20 5.33%	187,587.86 184.17	0.83% (7,373.04)	Aaa / AAA NR	0.82 0.79
45950KCR9	International Finance Corp Note 1.375% Due 10/16/2024	100,000.00	07/29/2021 0.46%	102,898.00 100,791.94	96.69 5.28%	96,691.00 171.88	0.43% (4,100.94)	Aaa / AAA NR	0.88 0.85
4581X0EKO	Inter-American Dev Bank Note 4.5% Due 5/15/2026	150,000.00	06/27/2023 4.53%	149,884.50 149,900.87	99.63 4.66%	149,446.95 300.00	0.66% (453.92)	Aaa / AAA AAA	2.46 2.30
459058KT9	Intl. Bank Recon & Development Note 3.5% Due 7/12/2028	250,000.00	09/28/2023 4.82%	236,022.50 236,503.10	96.05 4.46%	240,121.75 3,378.47	1.07% 3,618.65	Aaa / AAA NR	4.62 4.14
<b>Total Supranational</b>		<b>815,000.00</b>	<b>2.94%</b>	<b>803,648.70</b> <b>802,153.31</b>	<b>4.95%</b>	<b>792,356.44</b> <b>5,659.52</b>	<b>3.51%</b> <b>(9,796.87)</b>	<b>Aaa / AAA</b> <b>AAA</b>	<b>2.26</b> <b>2.07</b>
<b>US TREASURY</b>									
912797FT9	US Treasury Bill 5.145% Due 12/7/2023	1,000,000.00	06/12/2023 5.35%	974,703.75 999,142.50	99.91 5.35%	999,142.50 0.00	4.40% 0.00	P-1 / A-1+ F-1+	0.02 0.02



CUSIP	Security Description	Par Value/Units	Purchase Date Book Yield	Cost Value Book Value	Mkt Price Mkt YTM	Market Value Accrued Int.	% of Port. Gain/Loss	Moody/S&P Fitch	Maturity Duration
<b>US TREASURY</b>									
91282CBA8	US Treasury Note 0.125% Due 12/15/2023	210,000.00	01/11/2021 0.22%	209,433.98 209,992.57	99.80 5.01%	209,579.79 121.21	0.92% (412.78)	Aaa / AA+ AA+	0.04 0.04
91282CBV2	US Treasury Note 0.375% Due 4/15/2024	250,000.00	04/28/2021 0.36%	250,146.48 250,018.41	98.20 5.27%	245,507.75 120.39	1.08% (4,510.66)	Aaa / AA+ AA+	0.38 0.37
91282CCC3	US Treasury Note 0.25% Due 5/15/2024	250,000.00	05/12/2021 0.36%	249,218.75 249,881.46	97.72 5.34%	244,297.00 27.47	1.07% (5,584.46)	Aaa / AA+ AA+	0.46 0.45
91282CCG4	US Treasury Note 0.25% Due 6/15/2024	250,000.00	06/10/2021 0.33%	249,423.83 249,896.44	97.35 5.29%	243,369.25 288.59	1.07% (6,527.19)	Aaa / AA+ AA+	0.54 0.53
91282CCL3	US Treasury Note 0.375% Due 7/15/2024	250,000.00	08/05/2021 0.37%	250,068.36 250,014.45	97.02 5.29%	242,539.00 354.11	1.07% (7,475.45)	Aaa / AA+ AA+	0.62 0.61
912828D56	US Treasury Note 2.375% Due 8/15/2024	350,000.00	01/27/2023 4.51%	338,966.80 344,943.93	97.97 5.33%	342,890.80 2,439.54	1.52% (2,053.13)	Aaa / AA+ AA+	0.71 0.69
912797GW1	US Treasury Bill 5.157% Due 10/3/2024	1,000,000.00	10/31/2023 5.43%	951,720.07 956,017.99	95.60 5.43%	956,017.99 0.00	4.21% 0.00	P-1 / A-1+ F-1+	0.84 0.82
91282CDB4	US Treasury Note 0.625% Due 10/15/2024	250,000.00	10/14/2021 0.63%	249,980.47 249,994.32	96.09 5.25%	240,234.50 200.65	1.06% (9,759.82)	Aaa / AA+ AA+	0.88 0.85
91282CDH1	US Treasury Note 0.75% Due 11/15/2024	350,000.00	02/03/2023 4.39%	328,521.48 338,398.95	95.85 5.24%	335,480.60 115.38	1.48% (2,918.35)	Aaa / AA+ AA+	0.96 0.93
912828Z52	US Treasury Note 1.375% Due 1/31/2025	200,000.00	02/16/2021 0.37%	207,843.75 202,319.45	95.80 5.12%	191,601.60 919.16	0.85% (10,717.85)	Aaa / AA+ AA+	1.17 1.13
912828ZC7	US Treasury Note 1.125% Due 2/28/2025	250,000.00	02/09/2022 1.59%	246,533.20 248,584.03	95.28 5.07%	238,203.25 710.85	1.05% (10,380.78)	Aaa / AA+ AA+	1.25 1.21
912828ZF0	US Treasury Note 0.5% Due 3/31/2025	250,000.00	03/17/2021 0.63%	248,671.88 249,562.10	94.22 5.04%	235,547.00 211.75	1.04% (14,015.10)	Aaa / AA+ AA+	1.33 1.30
912828ZL7	US Treasury Note 0.375% Due 4/30/2025	250,000.00	03/30/2021 0.66%	247,138.67 249,009.76	93.76 4.99%	234,404.25 79.84	1.03% (14,605.51)	Aaa / AA+ AA+	1.42 1.38
912828ZT0	US Treasury Note 0.25% Due 5/31/2025	250,000.00	10/14/2021 0.78%	245,244.14 248,035.15	93.32 4.93%	233,291.00 1.71	1.03% (14,744.15)	Aaa / AA+ AA+	1.50 1.46
91282CAB7	US Treasury Note 0.25% Due 7/31/2025	250,000.00	12/02/2021 1.06%	242,753.91 246,702.38	92.72 4.84%	231,806.75 208.90	1.02% (14,895.63)	Aaa / AA+ AA+	1.67 1.63
9128285C0	US Treasury Note 3% Due 9/30/2025	250,000.00	05/05/2022 2.99%	250,097.66 250,052.56	96.92 4.77%	242,304.75 1,270.49	1.07% (7,747.81)	Aaa / AA+ AA+	1.84 1.75

# Holdings Report

As of November 30, 2023



CUSIP	Security Description	Par Value/Units	Purchase Date Book Yield	Cost Value Book Value	Mkt Price Mkt YTM	Market Value Accrued Int.	% of Port. Gain/Loss	Moody/S&P Fitch	Maturity Duration
<b>US TREASURY</b>									
9128285J5	US Treasury Note 3% Due 10/31/2025	250,000.00	06/09/2022 3.05%	249,580.08 249,762.18	96.86 4.73%	242,148.50 638.74	1.07% (7,613.68)	Aaa / AA+ AA+	1.92 1.83
9128286S4	US Treasury Note 2.375% Due 4/30/2026	350,000.00	01/27/2023 3.84%	334,496.09 338,483.18	95.04 4.56%	332,650.50 707.93	1.47% (5,832.68)	Aaa / AA+ AA+	2.42 2.31
9128282A7	US Treasury Note 1.5% Due 8/15/2026	350,000.00	01/27/2023 3.83%	323,175.78 329,503.23	92.39 4.51%	323,367.10 1,540.76	1.43% (6,136.13)	Aaa / AA+ AA+	2.71 2.59
912828U24	US Treasury Note 2% Due 11/15/2026	250,000.00	01/27/2023 3.79%	234,355.47 237,800.66	93.25 4.46%	233,115.25 219.78	1.03% (4,685.41)	Aaa / AA+ AA+	2.96 2.82
91282CEF4	US Treasury Note 2.5% Due 3/31/2027	250,000.00	10/21/2022 4.40%	231,025.39 235,739.72	94.13 4.41%	235,322.25 1,058.74	1.04% (417.47)	Aaa / AA+ AA+	3.33 3.13
91282CEW7	US Treasury Note 3.25% Due 6/30/2027	250,000.00	10/13/2022 4.27%	239,277.34 241,833.03	96.21 4.40%	240,537.00 3,400.14	1.07% (1,296.03)	Aaa / AA+ AA+	3.58 3.29
91282CFH9	US Treasury Note 3.125% Due 8/31/2027	250,000.00	01/20/2023 3.59%	245,068.36 245,983.69	95.63 4.40%	239,062.50 1,974.59	1.06% (6,921.19)	Aaa / AA+ AA+	3.75 3.46
91282CFM8	US Treasury Note 4.125% Due 9/30/2027	1,000,000.00	10/11/2023 4.70%	979,570.31 980,275.27	99.07 4.39%	990,742.00 6,987.70	4.39% 10,466.73	Aaa / AA+ AA+	3.84 3.48
<b>Total US Treasury</b>		<b>8,810,000.00</b>	<b>3.23%</b>	<b>8,577,016.00</b> <b>8,651,947.41</b>	<b>4.97%</b>	<b>8,503,162.88</b> <b>23,598.42</b>	<b>37.51%</b> <b>(148,784.53)</b>	<b>Aaa / AA+</b> <b>AA+</b>	<b>1.61</b> <b>1.51</b>
<b>TOTAL PORTFOLIO</b>		<b>23,189,759.30</b>	<b>3.56%</b>	<b>22,788,201.12</b> <b>22,890,241.13</b>	<b>5.04%</b>	<b>22,596,958.60</b> <b>135,086.98</b>	<b>100.00%</b> <b>(293,282.53)</b>	<b>Aa1 / AA+</b> <b>AA+</b>	<b>1.99</b> <b>1.72</b>
<b>TOTAL MARKET VALUE PLUS ACCRUED</b>						<b>22,732,045.58</b>			



Transaction Type	Settlement Date	CUSIP	Quantity	Security Description	Price	Acq/Disp Yield	Amount	Interest Pur/Sold	Total Amount	Gain/Loss
<b>ACQUISITIONS</b>										
Purchase	11/01/2023	31846V203	1,687.50	First American Govt Obligation Fund Class Y	1.000	4.97%	1,687.50	0.00	1,687.50	0.00
Purchase	11/01/2023	31846V203	572.58	First American Govt Obligation Fund Class Y	1.000	4.97%	572.58	0.00	572.58	0.00
Purchase	11/01/2023	912797GW1	1,000,000.00	US Treasury Bill 5.157% Due 10/3/2024	95.172	5.43%	951,720.07	0.00	951,720.07	0.00
Purchase	11/03/2023	31846V203	7,256.25	First American Govt Obligation Fund Class Y	1.000	4.97%	7,256.25	0.00	7,256.25	0.00
Purchase	11/06/2023	31846V203	312.50	First American Govt Obligation Fund Class Y	1.000	4.97%	312.50	0.00	312.50	0.00
Purchase	11/06/2023	31846V203	250,000.00	First American Govt Obligation Fund Class Y	1.000	4.97%	250,000.00	0.00	250,000.00	0.00
Purchase	11/06/2023	61690U7W4	250,000.00	Morgan Stanley Bank NA Callable Note Cont 9/30/2026 5.882% Due 10/30/2026	100.031	5.87%	250,077.50	204.24	250,281.74	0.00
Purchase	11/08/2023	438123AC5	75,000.00	Honda Auto Receivables OT 2023-4 A3 5.67% Due 6/21/2028	99.982	5.74%	74,986.79	0.00	74,986.79	0.00
Purchase	11/10/2023	31846V203	39,824.91	First American Govt Obligation Fund Class Y	1.000	4.97%	39,824.91	0.00	39,824.91	0.00
Purchase	11/10/2023	31846V203	3,000.00	First American Govt Obligation Fund Class Y	1.000	4.97%	3,000.00	0.00	3,000.00	0.00
Purchase	11/10/2023	713448FW3	90,000.00	Pepsico Inc. Callable Note Cont 10/10/2026 5.125% Due 11/10/2026	99.973	5.13%	89,975.70	0.00	89,975.70	0.00
Purchase	11/12/2023	31846V203	225.00	First American Govt Obligation Fund Class Y	1.000	4.97%	225.00	0.00	225.00	0.00
Purchase	11/14/2023	89239FAD4	60,000.00	Toyota Auto Receivables Owner 2023-D A3 5.54% Due 8/15/2028	99.989	5.61%	59,993.53	0.00	59,993.53	0.00
Purchase	11/15/2023	31846V203	6,681.25	First American Govt Obligation Fund Class Y	1.000	4.97%	6,681.25	0.00	6,681.25	0.00
Purchase	11/15/2023	31846V203	1,053.50	First American Govt Obligation Fund Class Y	1.000	4.97%	1,053.50	0.00	1,053.50	0.00





Transaction Type	Settlement Date	CUSIP	Quantity	Security Description	Price	Acq/Disp Yield	Amount	Interest Pur/Sold	Total Amount	Gain/Loss
<b>ACQUISITIONS</b>										
Purchase	11/15/2023	31846V203	310.75	First American Govt Obligation Fund Class Y	1.000	4.97%	310.75	0.00	310.75	0.00
Purchase	11/15/2023	31846V203	369.04	First American Govt Obligation Fund Class Y	1.000	4.97%	369.04	0.00	369.04	0.00
Purchase	11/15/2023	31846V203	292.25	First American Govt Obligation Fund Class Y	1.000	4.97%	292.25	0.00	292.25	0.00
Purchase	11/15/2023	31846V203	166.50	First American Govt Obligation Fund Class Y	1.000	4.97%	166.50	0.00	166.50	0.00
Purchase	11/15/2023	31846V203	1,683.89	First American Govt Obligation Fund Class Y	1.000	4.97%	1,683.89	0.00	1,683.89	0.00
Purchase	11/15/2023	31846V203	4,586.75	First American Govt Obligation Fund Class Y	1.000	4.97%	4,586.75	0.00	4,586.75	0.00
Purchase	11/15/2023	31846V203	2,848.89	First American Govt Obligation Fund Class Y	1.000	4.97%	2,848.89	0.00	2,848.89	0.00
Purchase	11/15/2023	31846V203	2,733.85	First American Govt Obligation Fund Class Y	1.000	4.97%	2,733.85	0.00	2,733.85	0.00
Purchase	11/15/2023	31846V203	6,324.40	First American Govt Obligation Fund Class Y	1.000	4.97%	6,324.40	0.00	6,324.40	0.00
Purchase	11/15/2023	31846V203	8,202.38	First American Govt Obligation Fund Class Y	1.000	4.97%	8,202.38	0.00	8,202.38	0.00
Purchase	11/15/2023	31846V203	2,151.50	First American Govt Obligation Fund Class Y	1.000	4.97%	2,151.50	0.00	2,151.50	0.00
Purchase	11/16/2023	31846V203	103.33	First American Govt Obligation Fund Class Y	1.000	4.97%	103.33	0.00	103.33	0.00
Purchase	11/16/2023	31846V203	242.13	First American Govt Obligation Fund Class Y	1.000	4.97%	242.13	0.00	242.13	0.00
Purchase	11/16/2023	31846V203	1,427.11	First American Govt Obligation Fund Class Y	1.000	4.97%	1,427.11	0.00	1,427.11	0.00
Purchase	11/16/2023	31846V203	1,314.92	First American Govt Obligation Fund Class Y	1.000	4.97%	1,314.92	0.00	1,314.92	0.00
Purchase	11/17/2023	31846V203	348.75	First American Govt Obligation Fund Class Y	1.000	4.97%	348.75	0.00	348.75	0.00



Transaction Type	Settlement Date	CUSIP	Quantity	Security Description	Price	Acq/Disp Yield	Amount	Interest Pur/Sold	Total Amount	Gain/Loss
<b>ACQUISITIONS</b>										
Purchase	11/20/2023	31846V203	139.50	First American Govt Obligation Fund Class Y	1.000	4.97%	139.50	0.00	139.50	0.00
Purchase	11/20/2023	31846V203	10,289.04	First American Govt Obligation Fund Class Y	1.000	4.97%	10,289.04	0.00	10,289.04	0.00
Purchase	11/20/2023	31846V203	4,051.50	First American Govt Obligation Fund Class Y	1.000	4.97%	4,051.50	0.00	4,051.50	0.00
Purchase	11/21/2023	31846V203	189.00	First American Govt Obligation Fund Class Y	1.000	4.97%	189.00	0.00	189.00	0.00
Purchase	11/21/2023	31846V203	2,268.29	First American Govt Obligation Fund Class Y	1.000	4.97%	2,268.29	0.00	2,268.29	0.00
Purchase	11/21/2023	31846V203	2,197.56	First American Govt Obligation Fund Class Y	1.000	4.97%	2,197.56	0.00	2,197.56	0.00
Purchase	11/24/2023	31846V203	125,000.00	First American Govt Obligation Fund Class Y	1.000	4.97%	125,000.00	0.00	125,000.00	0.00
Purchase	11/24/2023	31846V203	156.25	First American Govt Obligation Fund Class Y	1.000	4.97%	156.25	0.00	156.25	0.00
Purchase	11/27/2023	31846V203	614.17	First American Govt Obligation Fund Class Y	1.000	4.97%	614.17	0.00	614.17	0.00
Purchase	11/27/2023	31846V203	675.83	First American Govt Obligation Fund Class Y	1.000	4.97%	675.83	0.00	675.83	0.00
Purchase	11/27/2023	31846V203	714.58	First American Govt Obligation Fund Class Y	1.000	4.97%	714.58	0.00	714.58	0.00
Purchase	11/27/2023	31846V203	277.42	First American Govt Obligation Fund Class Y	1.000	4.97%	277.42	0.00	277.42	0.00
Purchase	11/27/2023	31846V203	120.38	First American Govt Obligation Fund Class Y	1.000	4.97%	120.38	0.00	120.38	0.00
Purchase	11/27/2023	31846V203	107.50	First American Govt Obligation Fund Class Y	1.000	4.97%	107.50	0.00	107.50	0.00
Purchase	11/27/2023	31846V203	656.46	First American Govt Obligation Fund Class Y	1.000	4.97%	656.46	0.00	656.46	0.00
Purchase	11/27/2023	31846V203	571.88	First American Govt Obligation Fund Class Y	1.000	4.97%	571.88	0.00	571.88	0.00



Transaction Type	Settlement Date	CUSIP	Quantity	Security Description	Price	Acq/Disp Yield	Amount	Interest Pur/Sold	Total Amount	Gain/Loss
<b>ACQUISITIONS</b>										
Purchase	11/27/2023	31846V203	526.04	First American Govt Obligation Fund Class Y	1.000	4.97%	526.04	0.00	526.04	0.00
Purchase	11/27/2023	31846V203	552.71	First American Govt Obligation Fund Class Y	1.000	4.97%	552.71	0.00	552.71	0.00
Purchase	11/27/2023	31846V203	3,873.27	First American Govt Obligation Fund Class Y	1.000	4.97%	3,873.27	0.00	3,873.27	0.00
Purchase	11/27/2023	31846V203	3,552.33	First American Govt Obligation Fund Class Y	1.000	4.97%	3,552.33	0.00	3,552.33	0.00
Purchase	11/30/2023	31846V203	312.50	First American Govt Obligation Fund Class Y	1.000	4.98%	312.50	0.00	312.50	0.00
<b>Subtotal</b>			<b>1,975,566.14</b>				<b>1,927,319.73</b>	<b>204.24</b>	<b>1,927,523.97</b>	<b>0.00</b>
Short Sale	11/06/2023	31846V203	-250,281.74	First American Govt Obligation Fund Class Y	1.000		-250,281.74	0.00	-250,281.74	0.00
Short Sale	11/10/2023	31846V203	-89,975.70	First American Govt Obligation Fund Class Y	1.000		-89,975.70	0.00	-89,975.70	0.00
<b>Subtotal</b>			<b>-340,257.44</b>				<b>-340,257.44</b>	<b>0.00</b>	<b>-340,257.44</b>	<b>0.00</b>
<b>TOTAL ACQUISITIONS</b>			<b>1,635,308.70</b>				<b>1,587,062.29</b>	<b>204.24</b>	<b>1,587,266.53</b>	<b>0.00</b>
<b>DISPOSITIONS</b>										
Closing Purchase	11/06/2023	31846V203	-250,281.74	First American Govt Obligation Fund Class Y	1.000		-250,281.74	0.00	-250,281.74	0.00
Closing Purchase	11/10/2023	31846V203	-89,975.70	First American Govt Obligation Fund Class Y	1.000		-89,975.70	0.00	-89,975.70	0.00
<b>Subtotal</b>			<b>-340,257.44</b>				<b>-340,257.44</b>	<b>0.00</b>	<b>-340,257.44</b>	<b>0.00</b>
Sale	11/01/2023	31846V203	951,720.07	First American Govt Obligation Fund Class Y	1.000	4.97%	951,720.07	0.00	951,720.07	0.00
Sale	11/06/2023	31846V203	250,281.74	First American Govt Obligation Fund Class Y	1.000	4.97%	250,281.74	0.00	250,281.74	0.00
Sale	11/08/2023	31846V203	74,986.79	First American Govt Obligation Fund Class Y	1.000	4.97%	74,986.79	0.00	74,986.79	0.00



Transaction Type	Settlement Date	CUSIP	Quantity	Security Description	Price	Acq/Disp Yield	Amount	Interest Pur/Sold	Total Amount	Gain/Loss
<b>DISPOSITIONS</b>										
Sale	11/10/2023	31846V203	89,975.70	First American Govt Obligation Fund Class Y	1.000	4.97%	89,975.70	0.00	89,975.70	0.00
Sale	11/10/2023	91282CBA8	40,000.00	US Treasury Note 0.125% Due 12/15/2023	99.512	0.22%	39,804.69	20.22	39,824.91	-191.77
Sale	11/14/2023	31846V203	59,993.53	First American Govt Obligation Fund Class Y	1.000	4.97%	59,993.53	0.00	59,993.53	0.00
<b>Subtotal</b>			<b>1,466,957.83</b>				<b>1,466,762.52</b>	<b>20.22</b>	<b>1,466,782.74</b>	<b>-191.77</b>
Paydown	11/15/2023	02582JIT8	0.00	American Express Credit Trust 2022-2 A 3.39% Due 5/17/2027	100.000		0.00	310.75	310.75	0.00
Paydown	11/15/2023	161571HT4	0.00	Chase Issuance Trust 23-A1 A 5.16% Due 9/15/2028	100.000		0.00	1,053.50	1,053.50	0.00
Paydown	11/15/2023	448977AD0	0.00	Hyundai Auto Receivables Trust 2022-A A3 2.22% Due 10/15/2026	100.000		0.00	166.50	166.50	0.00
Paydown	11/15/2023	44935FAD6	1,669.11	Hyundai Auto Receivables Trust 2021-C A3 0.74% Due 5/15/2026	100.000		1,669.11	14.78	1,683.89	0.00
Paydown	11/15/2023	47787JAC2	4,491.65	John Deere Owner Trust 2022-A A3 2.32% Due 9/16/2026	100.000		4,491.65	95.10	4,586.75	0.00
Paydown	11/15/2023	47788UAC6	2,843.65	John Deere Owner Trust 2021-A A3 0.36% Due 9/15/2025	100.000		2,843.65	5.24	2,848.89	0.00
Paydown	11/15/2023	47789QAC4	2,718.70	John Deere Owner Trust 2021-B A3 0.52% Due 3/16/2026	100.000		2,718.70	15.15	2,733.85	0.00
Paydown	11/15/2023	47800CAC0	0.00	John Deere Owner Trust 2023-A A3 5.01% Due 11/15/2027	100.000		0.00	292.25	292.25	0.00
Paydown	11/15/2023	58768PAC8	0.00	Mercedes-Benz Auto Receivables 2022-1 A3 5.21% Due 8/16/2027	100.000		0.00	369.04	369.04	0.00
Paydown	11/15/2023	58769KAD6	6,318.39	Mercedes-Benz Auto Lease Trust 2021-B A3 0.4% Due 11/15/2024	100.000		6,318.39	6.01	6,324.40	0.00



Transaction Type	Settlement Date	CUSIP	Quantity	Security Description	Price	Acq/Disp Yield	Amount	Interest Pur/Sold	Total Amount	Gain/Loss
<b>DISPOSITIONS</b>										
Paydown	11/15/2023	89190GAC1	8,183.04	Toyota Auto Receivables Trust 2021-B A3 0.26% Due 11/17/2025	100.000		8,183.04	19.34	8,202.38	0.00
Paydown	11/15/2023	89238JAC9	2,132.30	Toyota Auto Receivables Trust 2021-D A3 0.71% Due 4/15/2026	100.000		2,132.30	19.20	2,151.50	0.00
Paydown	11/16/2023	362554AC1	1,413.29	GM Financial Securitized Term 2021-4 A3 0.68% Due 9/16/2026	100.000		1,413.29	13.82	1,427.11	0.00
Paydown	11/16/2023	362583AD8	0.00	GM Auto Receivable Trust 2023-2 A3 4.47% Due 2/16/2028	100.000		0.00	242.13	242.13	0.00
Paydown	11/16/2023	362585AC5	0.00	GM Financial Securitized ART 2022-2 A3 3.1% Due 2/16/2027	100.000		0.00	103.33	103.33	0.00
Paydown	11/16/2023	380146AC4	1,290.33	GM Financial Auto Receivables 2022-1 A3 1.26% Due 11/16/2026	100.000		1,290.33	24.59	1,314.92	0.00
Paydown	11/20/2023	36262XAC8	10,282.84	GM Financial Auto Lease Trust 2021-3 A2 0.39% Due 10/21/2024	100.000		10,282.84	6.20	10,289.04	0.00
Paydown	11/20/2023	43815EAC8	4,034.72	Honda Auto Receivables 2021-3 A3 0.41% Due 11/18/2025	100.000		4,034.72	16.78	4,051.50	0.00
Paydown	11/20/2023	92348KAV5	0.00	Verizon Master Trust 2022-5 A1A 3.72% Due 7/20/2027	100.000		0.00	139.50	139.50	0.00
Paydown	11/21/2023	43813GAC5	2,265.06	Honda Auto Receivables Trust 2021-1 A3 0.27% Due 4/21/2025	100.000		2,265.06	3.23	2,268.29	0.00
Paydown	11/21/2023	43815GAC3	2,174.03	Honda Auto Receivables Trust 2021-4 A3 0.88% Due 1/21/2026	100.000		2,174.03	23.53	2,197.56	0.00
Paydown	11/21/2023	43815JAC7	0.00	Honda Auto Receivables Owner 2023-1 A3 5.04% Due 4/21/2027	100.000		0.00	189.00	189.00	0.00
Paydown	11/27/2023	05593AAC3	0.00	BMW Vehicle Lease Trust 2023-1 A3 5.16% Due 11/25/2025	100.000		0.00	107.50	107.50	0.00



Transaction Type	Settlement Date	CUSIP	Quantity	Security Description	Price	Acq/Disp Yield	Amount	Interest Pur/Sold	Total Amount	Gain/Loss
<b>DISPOSITIONS</b>										
Paydown	11/27/2023	05601XAC3	3,856.73	BMW Vehicle Lease Trust 2022-1 A3 1.1% Due 3/25/2025	100.000		3,856.73	16.54	3,873.27	0.00
Paydown	11/27/2023	05602RAD3	0.00	BMW Vehicle Owner Trust 2022-A A3 3.21% Due 8/25/2026	100.000		0.00	120.38	120.38	0.00
Paydown	11/27/2023	09690AAC7	3,551.14	BMW Vehicle Lease Trust 2021-2 A3 0.33% Due 12/26/2024	100.000		3,551.14	1.19	3,552.33	0.00
Paydown	11/27/2023	3137BKRJ1	0.00	FHLMC K047 A2 3.329% Due 5/25/2025	100.000		0.00	277.42	277.42	0.00
Paydown	11/27/2023	3137BMTX4	0.00	FHLMC K052 A2 3.151% Due 11/25/2025	100.000		0.00	656.46	656.46	0.00
Paydown	11/27/2023	3137BNGT5	0.00	FHLMC K054 A2 2.745% Due 1/25/2026	100.000		0.00	571.88	571.88	0.00
Paydown	11/27/2023	3137BQYS0	0.00	FHLMC K056 A2 2.525% Due 5/25/2026	100.000		0.00	526.04	526.04	0.00
Paydown	11/27/2023	3137BSP72	0.00	FHLMC K058 A2 2.653% Due 8/25/2026	100.000		0.00	552.71	552.71	0.00
Paydown	11/27/2023	3137BVZ82	0.00	FHLMC K063 3.43% Due 1/25/2027	100.000		0.00	714.58	714.58	0.00
Paydown	11/27/2023	3137FBBX3	0.00	FHLMC K068 A2 3.244% Due 8/25/2027	100.000		0.00	675.83	675.83	0.00
Paydown	11/27/2023	3137FETN0	0.00	FHLMC K073 A2 3.35% Due 1/25/2028	100.000		0.00	614.17	614.17	0.00
<b>Subtotal</b>			<b>57,224.98</b>				<b>57,224.98</b>	<b>7,963.67</b>	<b>65,188.65</b>	<b>0.00</b>
Maturity	11/06/2023	3137EAEZ8	250,000.00	FHLMC Note 0.25% Due 11/6/2023	100.000		250,000.00	0.00	250,000.00	0.00
Maturity	11/24/2023	459058JM6	125,000.00	Intl. Bank Recon & Development Note 0.25% Due 11/24/2023	100.000		125,000.00	0.00	125,000.00	0.00
<b>Subtotal</b>			<b>375,000.00</b>				<b>375,000.00</b>	<b>0.00</b>	<b>375,000.00</b>	<b>0.00</b>
Security Withdrawal	11/06/2023	31846V203	1,869.96	First American Govt Obligation Fund Class Y	1.000		1,869.96	0.00	1,869.96	0.00



Transaction Type	Settlement Date	CUSIP	Quantity	Security Description	Price	Acq/Disp Yield	Amount	Interest Pur/Sold	Total Amount	Gain/Loss
<b>DISPOSITIONS</b>										
Security Withdrawal	11/27/2023	31846V203	104.17	First American Govt Obligation Fund Class Y	1.000		104.17	0.00	104.17	0.00
<b>Subtotal</b>			<b>1,974.13</b>				<b>1,974.13</b>	<b>0.00</b>	<b>1,974.13</b>	<b>0.00</b>
<b>TOTAL DISPOSITIONS</b>			<b>1,560,899.50</b>				<b>1,560,704.19</b>	<b>7,983.89</b>	<b>1,568,688.08</b>	<b>-191.77</b>
<b>OTHER TRANSACTIONS</b>										
Interest	11/01/2023	78015K7C2	150,000.00	Royal Bank of Canada Note 2.25% Due 11/1/2024	0.000		1,687.50	0.00	1,687.50	0.00
Interest	11/03/2023	00440EAV9	200,000.00	Chubb INA Holdings Inc Callable Note Cont 2/3/2026 3.35% Due 5/3/2026	0.000		3,350.00	0.00	3,350.00	0.00
Interest	11/03/2023	594918BJ2	250,000.00	Microsoft Callable Note Cont 8/3/2025 3.125% Due 11/3/2025	0.000		3,906.25	0.00	3,906.25	0.00
Interest	11/06/2023	3137EAEZ8	250,000.00	FHLMC Note 0.25% Due 11/6/2023	0.000		312.50	0.00	312.50	0.00
Interest	11/10/2023	665859AW4	150,000.00	Northern Trust Company Callable Note Cont 4/10/2027 4% Due 5/10/2027	0.000		3,000.00	0.00	3,000.00	0.00
Interest	11/12/2023	023135BW5	100,000.00	Amazon.com Inc Note 0.45% Due 5/12/2024	0.000		225.00	0.00	225.00	0.00
Interest	11/15/2023	4581X0EK0	150,000.00	Inter-American Dev Bank Note 4.5% Due 5/15/2026	0.000		2,418.75	0.00	2,418.75	0.00
Interest	11/15/2023	91282U24	250,000.00	US Treasury Note 2% Due 11/15/2026	0.000		2,500.00	0.00	2,500.00	0.00
Interest	11/15/2023	91282CCC3	250,000.00	US Treasury Note 0.25% Due 5/15/2024	0.000		312.50	0.00	312.50	0.00
Interest	11/15/2023	91282CDH1	350,000.00	US Treasury Note 0.75% Due 11/15/2024	0.000		1,312.50	0.00	1,312.50	0.00

# Transaction Ledger

As of November 30, 2023



Transaction Type	Settlement Date	CUSIP	Quantity	Security Description	Price	Acq/Disp Yield	Amount	Interest Pur/Sold	Total Amount	Gain/Loss
<b>OTHER TRANSACTIONS</b>										
Interest	11/15/2023	91324PEB4	50,000.00	United Health Group Inc Callable Note Cont 5/15/2022 0.55% Due 5/15/2024	0.000		137.50	0.00	137.50	0.00
Interest	11/17/2023	14913R2L0	155,000.00	Caterpillar Financial Service Note 0.45% Due 5/17/2024	0.000		348.75	0.00	348.75	0.00
Interest	11/24/2023	459058JM6	125,000.00	Intl. Bank Recon & Development Note 0.25% Due 11/24/2023	0.000		156.25	0.00	156.25	0.00
Interest	11/30/2023	912828ZT0	250,000.00	US Treasury Note 0.25% Due 5/31/2025	0.000		312.50	0.00	312.50	0.00
<b>Subtotal</b>			<b>2,680,000.00</b>				<b>19,980.00</b>	<b>0.00</b>	<b>19,980.00</b>	<b>0.00</b>
Dividend	11/01/2023	31846V203	-145,101.30	First American Govt Obligation Fund Class Y	0.000		572.58	0.00	572.58	0.00
<b>Subtotal</b>			<b>-145,101.30</b>				<b>572.58</b>	<b>0.00</b>	<b>572.58</b>	<b>0.00</b>
<b>TOTAL OTHER TRANSACTIONS</b>			<b>2,534,898.70</b>				<b>20,552.58</b>	<b>0.00</b>	<b>20,552.58</b>	<b>0.00</b>