

SOUTH BAY PALMS

ATTACHMENT 3


4-UNIT RESIDENTIAL TOWNHOMES AT 745 13TH ST



Medium Sand 1.5

**MASTER WALL INC.
STUCCO TEXTURE:
MEDIUM SAND 1.5**

MASTER WALL INC. CUSTOM STUCCO COLOR:



STUCCO

SOUTH BAY PALMS

4-UNIT RESIDENTIAL TOWNHOMES AT 745 13TH ST



AMICO GRIPLOCK J CONTROL JOINT (#XJ15 JOINT)

TRIM: SHERWIN WILLIAMS

SW 7005
Pure White



STUCCO

SOUTH BAY PALMS

4-UNIT RESIDENTIAL TOWNHOMES AT 745 13TH ST

WESTERN STATES METAL ROOFING

- **PANEL TYPE:** ROOF PANEL
- **PROFILE TYPE:** MS2® - 2" MECHANICALLY SEAMED
- **COLOR/FINISH:** DARK BRONZE
- **GAUGE/OUNCE:** 22 GAUGE
- **PANEL WIDTH:** 18"



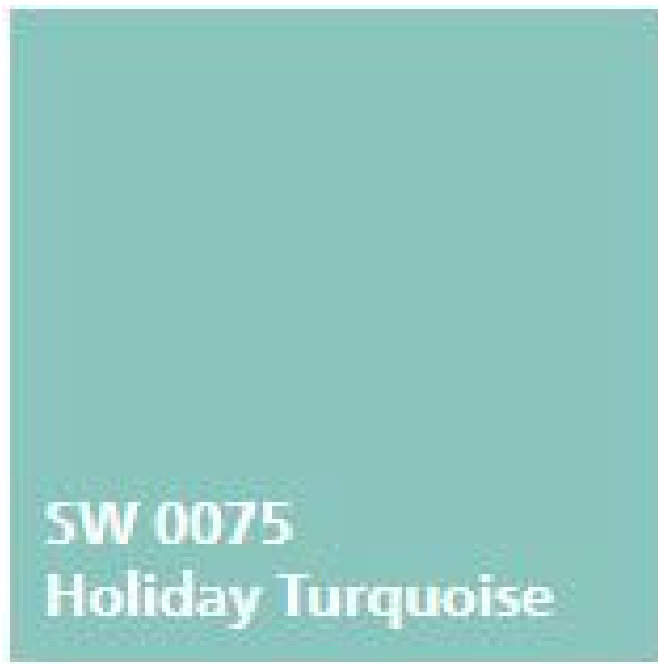
ROOFING

SOUTH BAY PALMS

4-UNIT RESIDENTIAL TOWNHOMES AT 745 13TH ST




**JAMES HARDIE
HARDIE PLANK HZ10
8.25 IN. X 144 IN.
PRIMED CEDARMILL
FIBER CEMENT LAP
SIDING.
COLOR: CADET BLUE**



WALL FINISH

SOUTH BAY PALMS

4-UNIT RESIDENTIAL TOWNHOMES AT 745 13TH ST



JELD-WEN

**STEEL EXTERIOR DOOR: 1-PANEL
NEW CONSTRUCTION, * 1-3/4"
DOOR * LVL STILES AND RAILS *
STEEL BOTTOM RAIL * GALVANIZED
STEEL FACING * BRIGHT WHITE
PRIMER * 12" LOCK BLOCK *
ENERGY EFFICIENT CORE.**

COLOR: SHERWIN WILLIAMS

**SW 6531
Indigo**



DOORS

SOUTH BAY PALMS

4-UNIT RESIDENTIAL TOWNHOMES AT 745 13TH ST

**WINDOWS:
JELD-WEN
BUILDERS TM VINYL (V-2500
WINDOW: DOUBLE HUNG**



**CLOPAY
MODERN STEEL 16 FT X 7
FT INSULATED 18.4 R-
VALUE GRAY GARAGE DOOR
WITHOUT WINDOWS**



WINDOWS/GARAGE